



CIPUTRA

Results Presentation

2024



Contents

- Key Highlights
- Company Overview
- Growth Strategy and Project Highlights
- Financial Results
- Country Overview

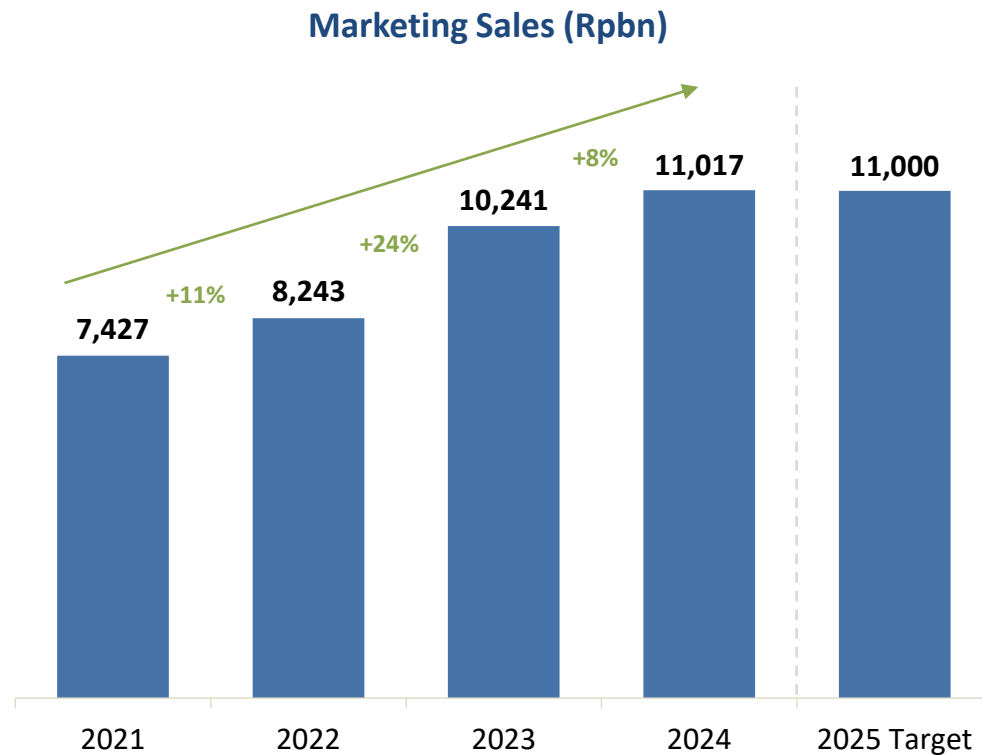


Key Highlights

Key Highlights – Sustaining Record High Marketing Sales

Targeting Rp11.0trillion from a strong baseline of record high marketing sales

Successful launches in 2024 with a total contribution of Rp5.0trillion marketing sales from 2,541 units

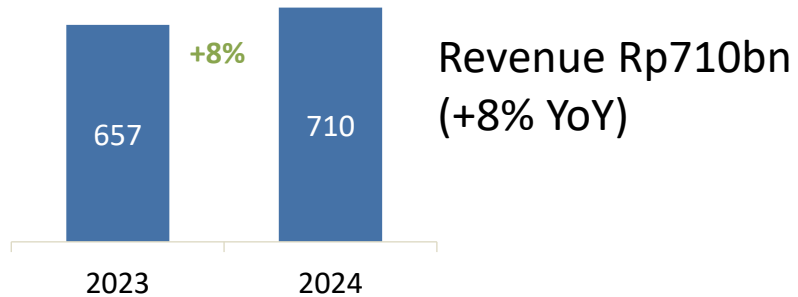


New Launches	Marketing Sales	Units Sold
CitraLand Sampali KDM	Rp955bn	391
CitraLand Surabaya	Rp756bn	321
CitraGarden Serpong	Rp609bn	399
CitraGarden Bintaro	Rp428bn	198
CitraGarden City Jakarta	Rp392bn	132
Citra City Sentul	Rp338bn	256
CitraLand Tanjung Morawa KDM	Rp213bn	34
CitraLand Gresik	Rp188bn	82
CitraLand City CPI Makassar	Rp88bn	30
Other Projects	Rp1.1tn	698

Key Highlights - Consistent Improvement in Investment Properties

Improving operations in all shopping malls

Mall Revenue (Rpbn)



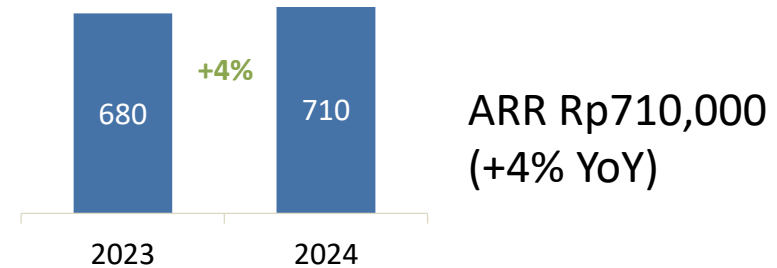
- 89% Occupancy from 258,000 m2 NLA
- Improving foot traffic
- Increase in rental rate

Recovering occupancy in office-leasing assets post weak demand

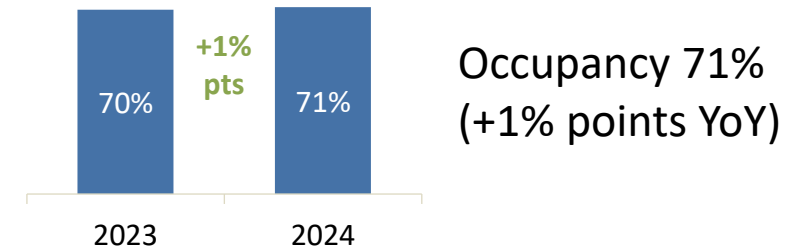
Occupancy 70% (+9% points YoY)

Consistent growth of RevPAR in all hotel assets

ARR (Rp'000)



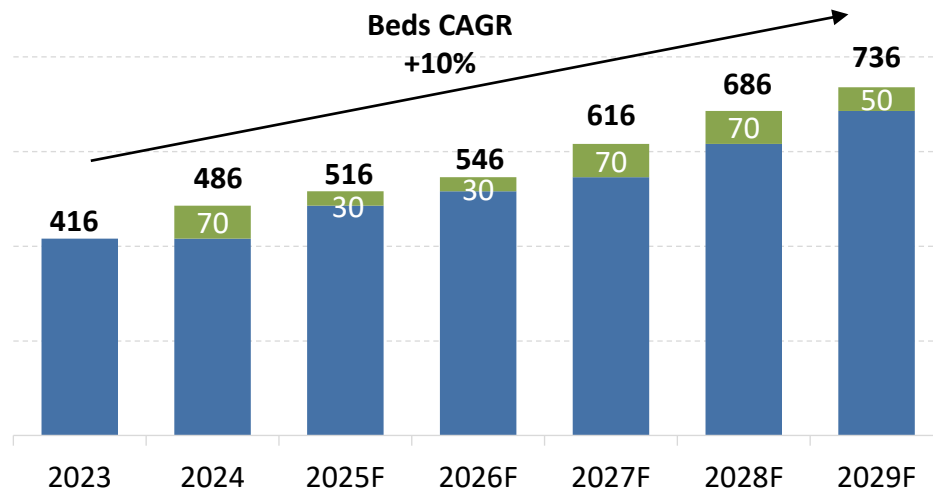
Occupancy



- 2024 RevPAR Rp495,000 (+9% YoY)
- RevPAR of all hotels already exceeded pre-COVID level

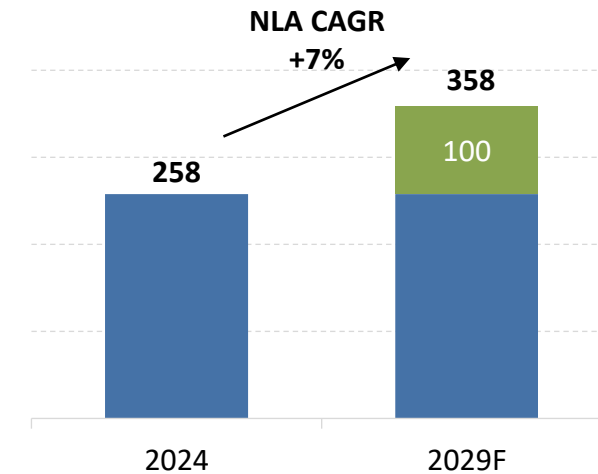
Key Highlights - Organic Expansion of Investment Properties

Hospital Operational Beds



- Stable pipeline of healthcare assets by increasing operational beds by +320 (+77%) by 2029, from new hospitals and additional beds in existing hospitals
- Targeting strategic locations with stable and captive demand for healthcare services in tier-1 and tier-2 cities
- Strong Centers of Excellence such as Oncology, Women & Children, Cardiology

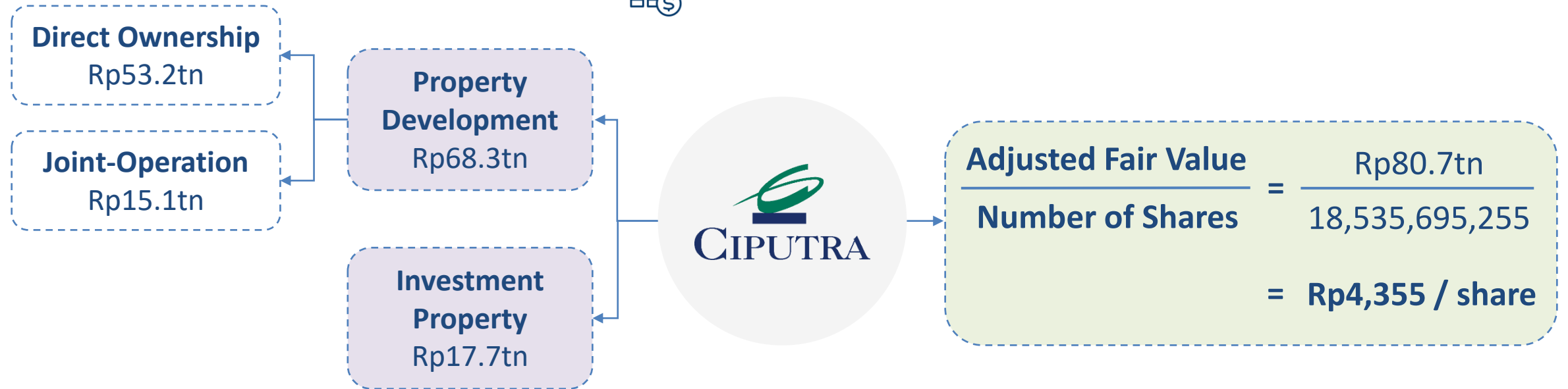
Malls Net Leasable Area ('000 sqm)



- Expanding retail footprint for long-term recurring revenue by increasing +100,000 sqm NLA (+39%) by 2029
- Focused in creating lifestyle destination malls with curated tenant mix
- Targeting populated catchment areas with high retail potential

Key Highlights - Asset Valuation Highlights Growth Potential

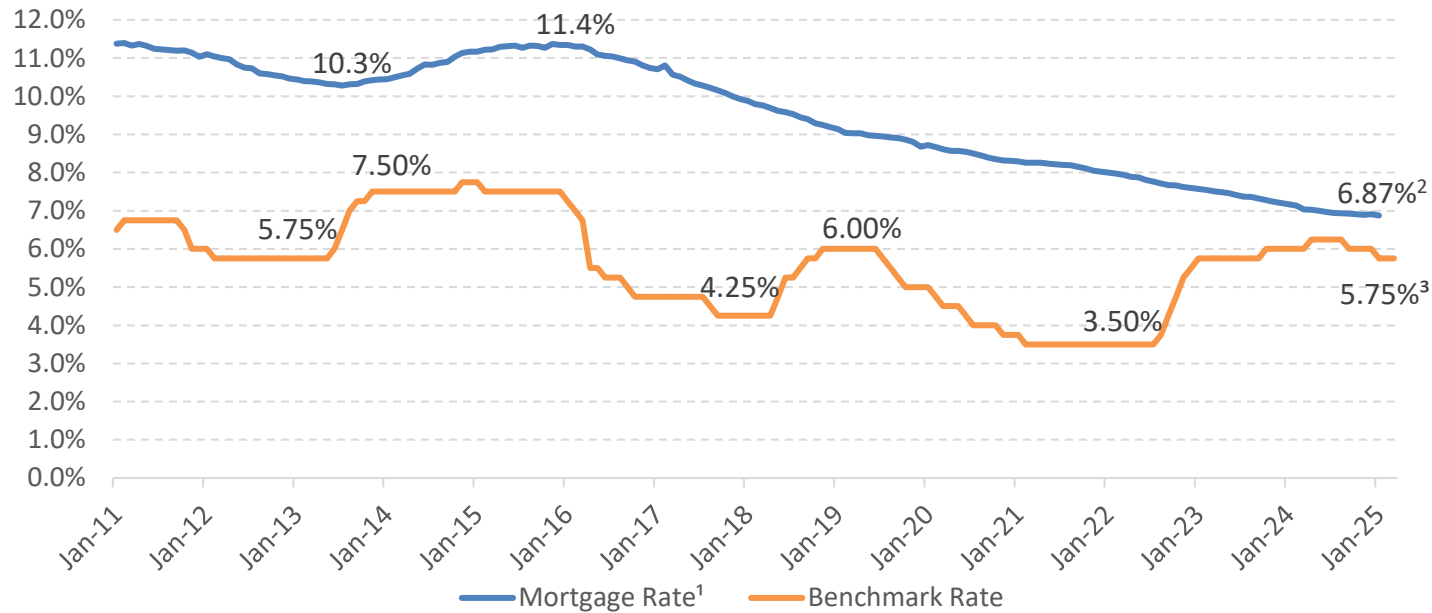
Fair Value



- **Fair Value Basis:** CTRA's fair value per share is based on the asset valuation of real estate assets (inventories, land for development, fixed assets, investment properties) as of 31 Dec 2023, adjusted with the book value of remaining assets and liabilities
- **Independent Valuation:** Conducted by KJPP Rengganis, Hamid & Rekan (in strategic alliance with CBRE), KJPP Susan Widjojo & Rekan (member of VPC Asia Pacific), and KJPP Willson & Rekan (Knight Frank)
- **Key Valuation Assumptions:**
 - Land for Development and Inventory: Valued using Market Comparison Approach or Income Approach (development or residual technique based on highest and best-use)
 - Income-Generating Assets: Valued using Income Approach (DCF) and/or Cost Approach (replacement cost method)
 - Joint-Operations: Valued using Income Approach (DCF) based on potential net cash flow attributable to CTRA
 - Other Assets for Internal Use: Valued using Cost Approach (replacement cost method)

Key Highlights - Affordable Mortgage Environment

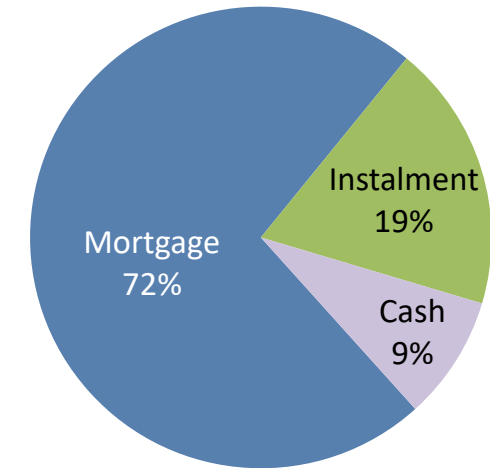
BI Rate vs. Mortgage Rate¹



Notes

1. Average Mortgage Rates of Commercial Banks for Landed Houses (Indonesia Financial Services Authority)
2. Mortgage rate as of October 2024
3. Benchmark rate as of December 2024

Indonesian House Financing (12M24)



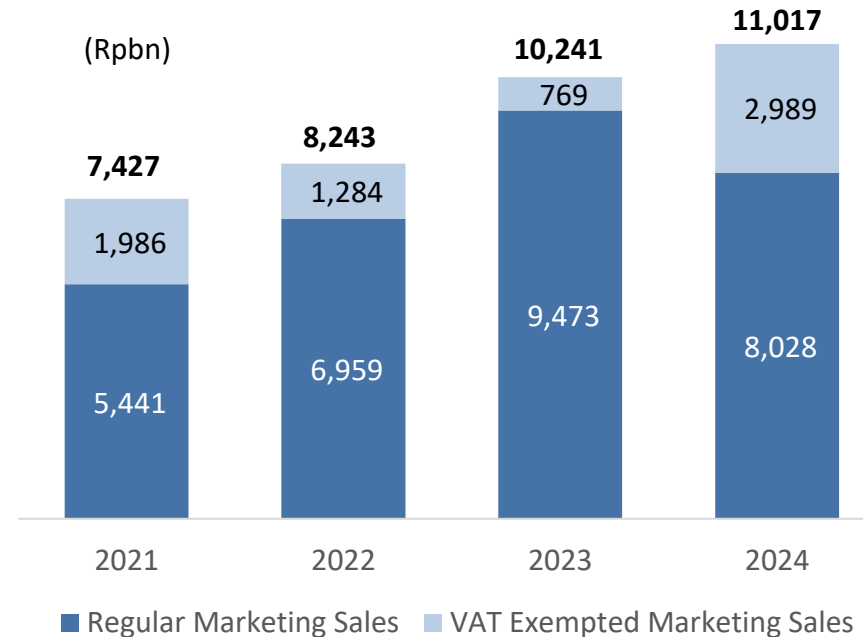
- Competitive mortgage market leading to better affordability and availability of mortgages for end-users
- Rate-cut cycle to potentially lead to further decline in mortgages rates

Key Highlights - Supportive Government Regulation (VAT Exemption)

The government provides VAT exemption for houses, shophouses, and apartments up to a maximum price of Rp5.0bn per unit, exempting the VAT on the first Rp2.0bn of the unit's value.

VAT Exemption	Period
100%	Nov 2023 – Jun 2024
50%	Jul 2024 – Aug 2024
100%	Sep 2024 – Dec 2024

Historical Marketing Sales with VAT Exemption





Company Overview

Ciputra at a Glance





Footprints

Number of Projects
>88

Green Building Certifications
6

Directly Owned Land Bank
2,200 Ha

Employees
4,574

 59%
 41%

JO Development Plan
4,085 Ha

Customer Satisfaction
90%



Financial Highlights

Total Assets (12M24)
Rp47.0tn

EBITDA (12M24)
Rp3.7tn

Revenue (12M24)
Rp11.2tn

ROAE (12M24)
10.1%

Net Profit (12M24)
Rp2.1tn
(+15% YoY)

Net Profit Margin
19%



Main Business Activities

79% Property Development for Sale

21% Commercial Property Development & Management

One of Indonesia's Leading Property Developers

Property Development



Townships & Residential - **69** projects



Condominiums - **11** projects



Offices for Sale - **8** projects

Commercial Property Development & Management



Malls - **5** projects



Hotels - **9** projects



Healthcare - **4** projects



Offices for Lease - **4** projects

Geographically Diversified Project Portfolio

Over 89 projects
in 34 cities across
the nation.

Sumatra

- CitraLand Gama City Medan
- CitraLand Helvetia Kota Deli Megapolitan (KDM)
- CitraLand Tanjung Morawa KDM
- CitraLand Pekanbaru
- CitraGarden Pekanbaru
- CitraPlaza Nagoya Batam
- CitraLand Megah Batam
- CitraRaya City Jambi
- CitraLand NGK Jambi
- CitraLand Palembang
- CitraLand Botanical City Pangkal Pinang
- CitraLand Lampung
- CitraGarden Lampung

Kalimantan

- CitraGrand Seniur City Samarinda
- CitraGarden City Samarinda
- CitraLand City Samarinda
- CitraMitra City Banjarbaru
- CitraLand Banjarmasin
- CitraGarden Banjarmasin
- CitraGarden Aneka Pontianak
- CitraCity Balikpapan

Sulawesi

- CitraLand City Losari Makassar
- CitraLand Talassa City Makassar
- CitraLand Celebes Makassar
- CitraGarden Makassar
- Vida View Makassar
- CitraGrand Galesong City Gowa
- CitraLand Palu
- CitraLand Kendari

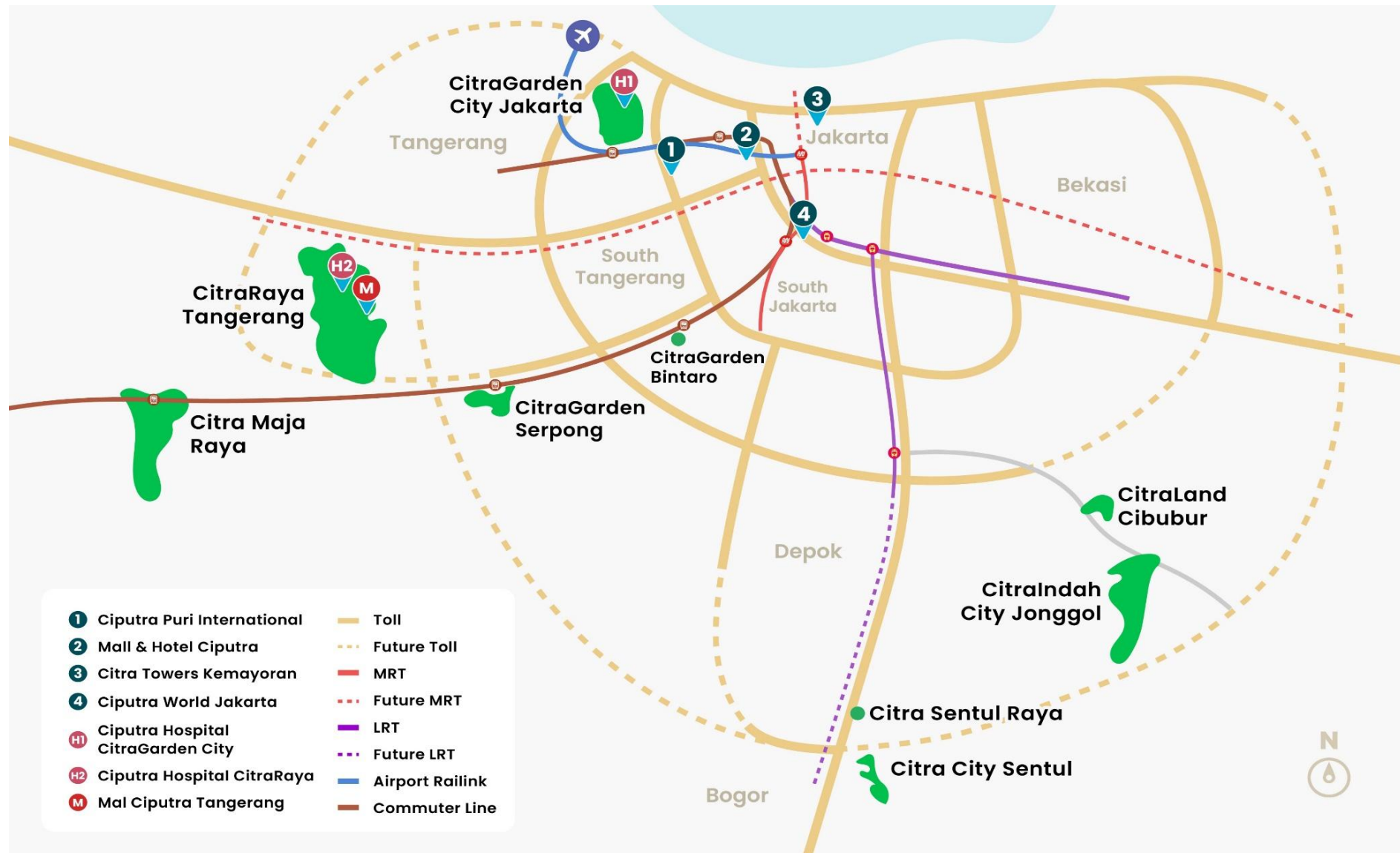
Bali

- Ciputra Beach Resort

Java

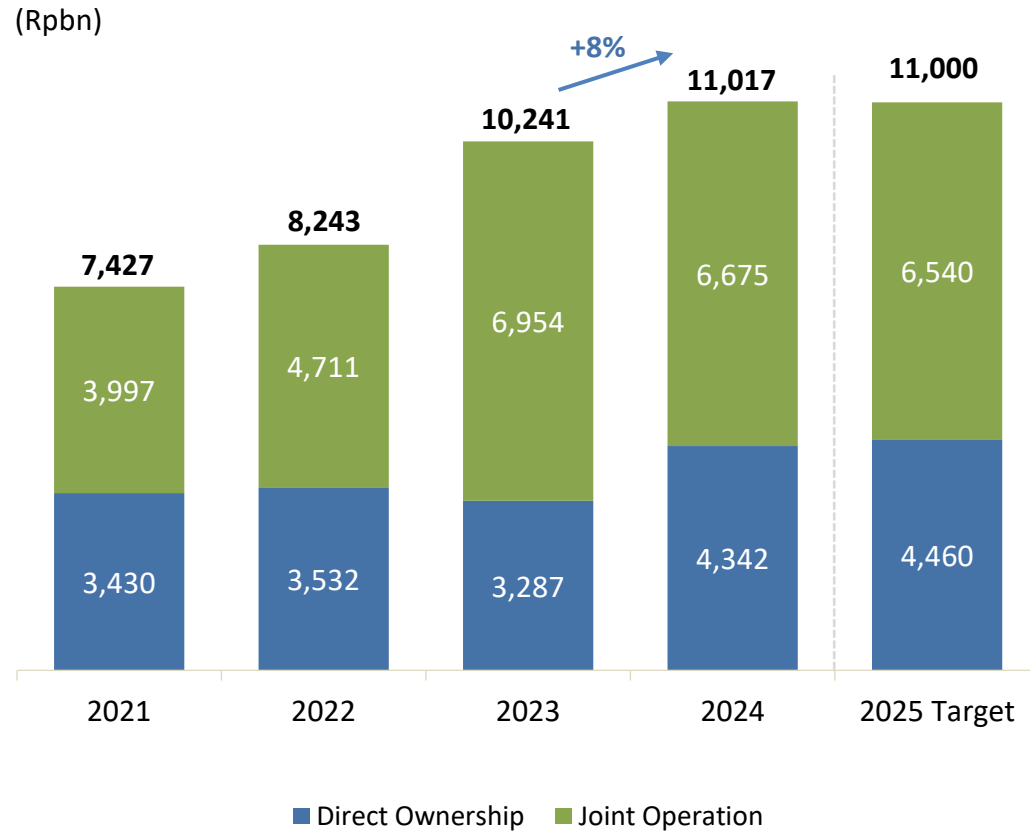
- | | | | | | |
|--|---|---|--|--|--|
| <ul style="list-style-type: none"> CitraRaya Tangerang CitraIndah City Jonggol CitraLand Cibubur Citra Sentul Raya Citra City Sentul Citra Maja Raya | <ul style="list-style-type: none"> CitraGarden Serpong CitraGarden Bintaro CitraGarden City Jakarta Ciputra World Jakarta Ciputra Puri International CitraGarden Puri Jakarta | <ul style="list-style-type: none"> Citra Towers Kemayoran CitraLake Sawangan Depok CitraGarden BMW Cilegon CitraLand Puri Serang CitraLand Cirebon CitraSun Garden Semarang | <ul style="list-style-type: none"> CitraLand BSB City Semarang CitraGrand Semarang CitraLand Tegal Barsa City Yogyakarta CitraSun Garden Yogyakarta The Taman Dayu Pandaan | <ul style="list-style-type: none"> CitraLand Surabaya Ciputra World Surabaya CitraLand Vittorio Surabaya CitraLand The Green Lake Surabaya CitraLand Driyorejo CBD CitraHarmoni Sidoarjo | <ul style="list-style-type: none"> CitraGarden Sidoarjo CitraIndah Sidoarjo CitraGarden City Malang CitraLand Puncak Tidar Malang CitraLand City Kedamean CitraLand Gresik |
|--|---|---|--|--|--|

Greater Jakarta Project Portfolio



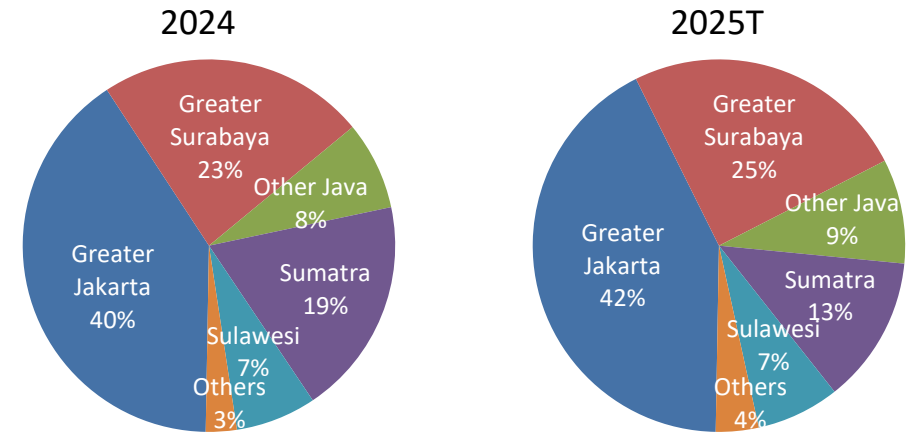
Strong Growth and Geographically Diversified Marketing Sales

Historical Presales

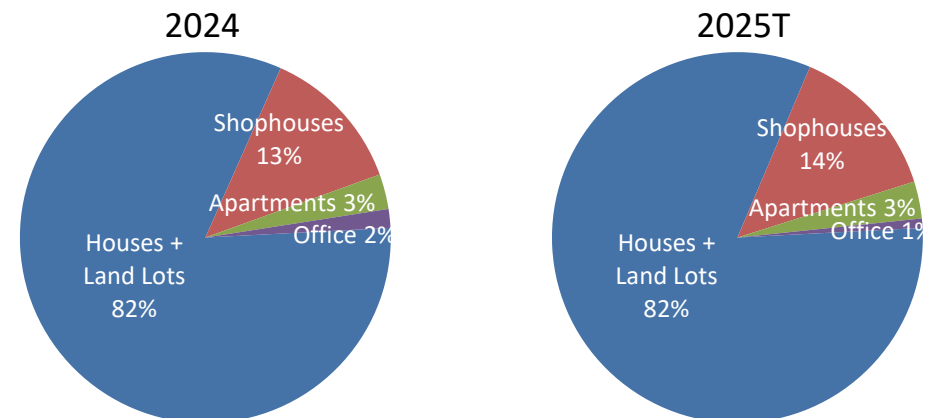


Units Sold	6,279	5,468	6,365	6,883	
New Launches	29%	45%	62%	46%	

Presales per Location

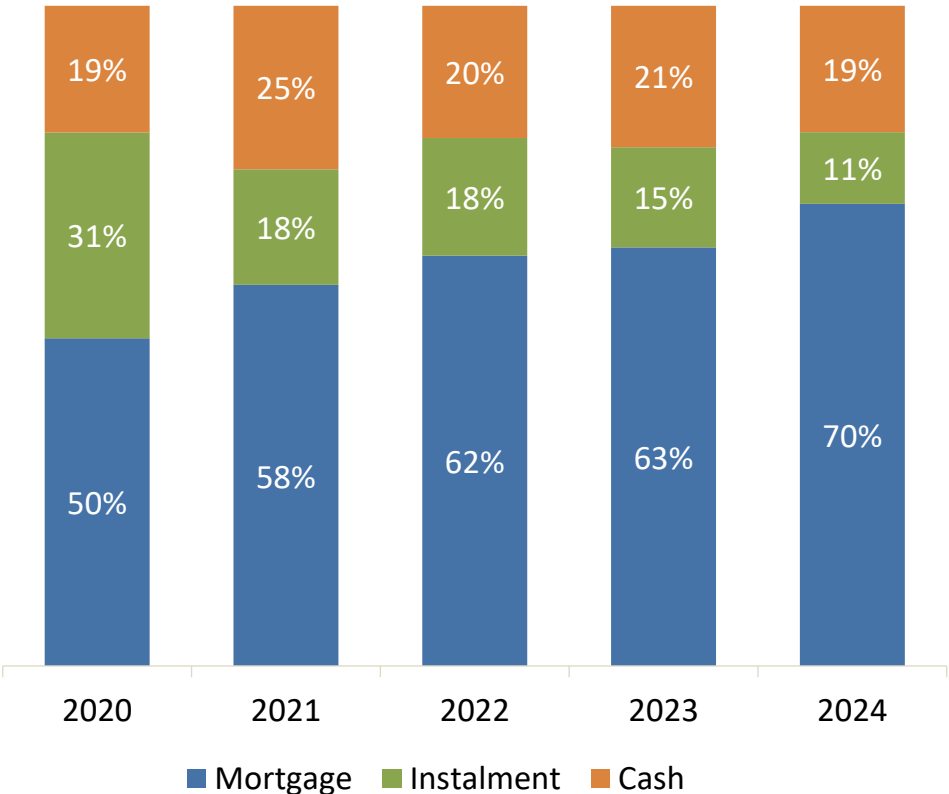


Presales per Product



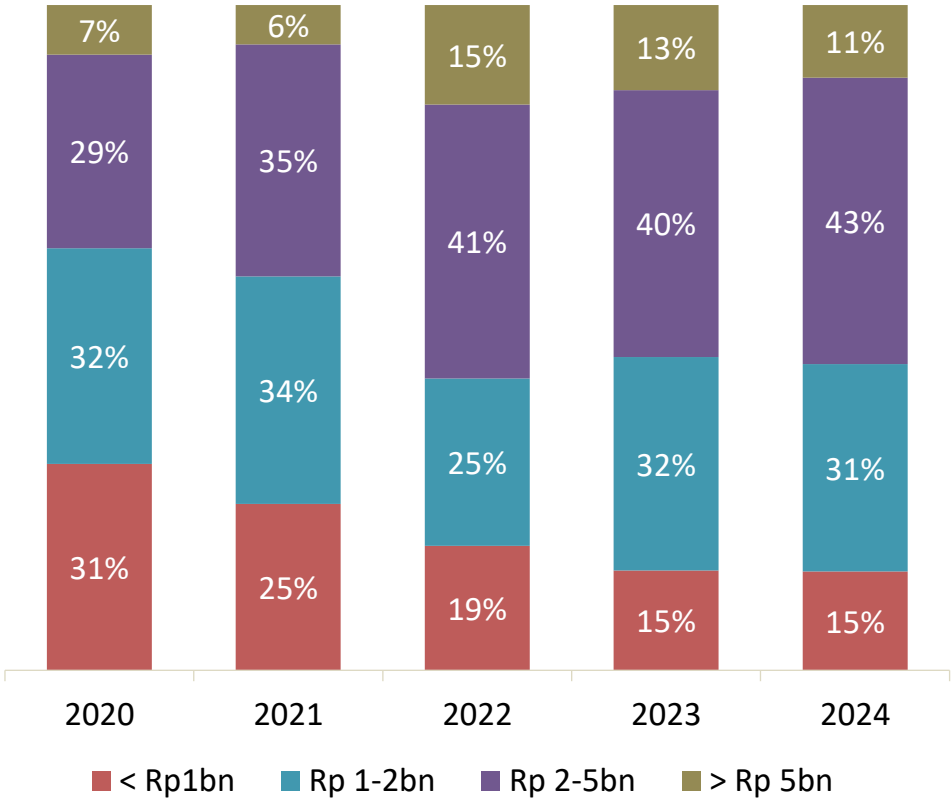
Expanding Middle-Upper Segment Financing with Mortgage

Presales per Payment Method



Growing proportion of mortgage payments due to affordability of mortgages and high portion of end-user buyers

Presales per Unit Price



Growing proportion of presales from units priced between Rp1-3 billion, reflecting higher demand from the middle and upper segments

Sufficient Land Bank to Sustain >15 Years of Development

Project Name	Ownership Scheme	Gross Land Bank 2022 (Ha)	2024 Average Unit Price (Rpbn)
CitraRaya Tangerang	100%	780	1.0
CitraIndah City Jonggol	100%	167	0.6
CitraGarden City Jakarta	100%	78	3.5
CitraGarden Puri Jakarta	100%	1	2.3
CitraLand Cibubur	JV - 60%	81	1.1
Total Greater Jakarta		1,106	
CitraLand Surabaya	100%	814	2.5
CitraHarmoni Sidoarjo	100%	81	1.0
CitraGarden Sidoarjo	JV - 60%	17	2.4
Total Greater Surabaya		912	
CitraLand Bandar Lampung	100%	40	2.5
CitraLand Palembang	JV - 60%	98	1.8
CitraLand Pekanbaru	JV - 60%	3	1.9
Ciputra Beach Resort	JV - 60%	40	2.7
Total Others		182	
Total Land Bank		2,200	

Rights to Additional Land Bank Through Joint-Operation Schemes

Joint Operation Project	Development Plan (Ha)	2024 Average Unit Price (Rpbn)
Citra Sentul Raya	38	1.3
CitraLake Sawangan Depok	12	1.1
CitraGarden Serpong	120	1.7
Citra City Sentul	400	1.9
CitraGarden Bintaro	28	2.4
Total Greater Jakarta	598	
The Taman Dayu Pandaan	89	1.2
CitraLand The Green Lake Surabaya	40	2.6
CitraLand Driyorejo CBD	12	1.5
CitraLand City Kedamean	200	1.0
CitraLand Gresik	28	2.5
Total Greater Surabaya	369	
Citra Maja Raya	683	0.3
CitraLand BSB City Semarang	100	1.8
CitraGrand Semarang	55	1.9
CitraSun Garden Semarang	17	2.4
CitraGarden City Malang	51	1.3
CitraGarden BMW Cilegon	47	1.0
CitraLand Cirebon	45	0.8
CitraLand Puri Serang	43	1.1
CitraGarden Pekalongan	10	0.2
CitraLand Puncak Tidar Malang	32	2.9
Total Java Ex-Jakarta Ex-Surabaya	1,083	
CitraRaya City Jambi	564	0.3
CitraLand Gama City Medan	123	4.2
CitraLand Botanical City Pangkalpinang	57	1.0
Citra Aerolink Batam	9	1.9
CitraLand Megah Batam	14	2.4
CitraGarden Pekan Baru	20	1.1
CitraLand Helvetia Kota Deli Megapolitan	7	2.2
CitraLand Tanjung Morawa Kota Deli Megapolitan	50	1.8
CitraLand City Sampali Kota Deli Megapolitan	35	2.7
Total Sumatra	879	

Joint Operation Project	Development Plan (Ha)	2024 Average Unit Price (Rpbn)
CitraGrand Senyuir City Samarinda	295	0.8
CitraGarden City Samarinda	39	0.7
CitraLand City Samarinda	86	1.6
CitraMitra City Banjarbaru	172	0.4
CitraLand Banjarmasin	40	1.9
CitraGarden Aneka Pontianak	27	1.3
CitraCity Balikpapan	9	2.8
Total Kalimantan	668	
CitraGrand Galesong City Gowa	185	0.4
CitraLand City CPI Makassar	157	4.9
CitraLand Talassa City Makassar	69	1.9
CitraLand Celebes Makassar	30	5.5
CitraGarden Makassar	15	0.8
CitraLand Palu	17	1.3
CitraLand Kendari	15	2.6
Total Sulawesi	488	

Total JO Development Plan of 4,085 Gross Ha

Apartment Assets – Strata Title

Project Name	Tower	Ownership Scheme	Saleable SGA (sqm)	Sold %	Est. Unsold Stock Value (Rp bn)	Construction Progress
Ciputra World Jakarta 1	Raffles Residence	100%	41,500	85%	337	100%
Ciputra World Jakarta 2	The Orchard	100%	31,000	94%	82	100%
	The Residence		14,000	96%	22	100%
Ciputra World Jakarta 2 Ext.	The Newton 1	100%	15,800	98%	12	100%
	The Newton 2		22,500	54%	462	96%
Ciputra International	San Francisco	JV - 55%	25,300	54%	253	100%
	Amsterdam		25,300	87%	72	100%
CitraRaya Tangerang Ecopolis	Yashinoki	JV - 51%	5,500	93%	4	100%
	Suginoki		3,900	93%	3	100%
CitraLake Suites	Tower A+B	JV - 51%	18,000	92%	31	100%
Citra Living	Orchard	JO Revenue - 70%	9,100	99%	2	100%
	Lotus		9,100	94%	11	100%
Total Jakarta			221,000	83%	1,291	
CitraLand Surabaya	Denver	100%	22,500	78%	92	100%
Ciputra World Surabaya	Voila	JV - 53%	35,800	100%	-	100%
	The Vertu		9,100	66%	80	100%
	Sky Residence		6,700	45%	80	100%
CitraLand Vittorio Surabaya	Alessandro	JV - 51%	14,300	47%	166	100%
Total Surabaya			88,400	78%	419	
CitraPlaza Nagoya Batam	Tower 1	JV - 50%	22,700	94%	35	100%
Barsa City Yogyakarta	Cornell	JO Profit - 50%	8,500	67%	62	100%
Vida View Makassar	Brentsville	JO Profit - 50%	24,800	84%	96	100%
CitraLand City Losari Makassar	Delft	JO Profit - 50%	19,800	99%	3	100%
	Azure	JO Profit - 50%	5,300	65%	43	5%
Total Others			81,100	88%	238	
Total Strata Title Apartment			390,500	83%	1,948	

Office Assets – Strata Title and Leased

Strata-Title Office

Project Name	Tower	Ownership Scheme	Saleable SGA (sqm)	Sold	Est. Unsold Stock Value (Rp bn)	Construction Progress
Ciputra World Jakarta 1	DBS Bank Tower	100%	19,200	105% -	50	100%
Ciputra World Jakarta 2	Tokopedia Tower	100%	28,000	83%	209	100%
Ciputra International	Propan Tower	JV - 55%	18,700	84%	77	100%
	Tower 3		32,800	64%	267	100%
Citra Towers Kemayoran	North Tower	JO Profit - 50%	37,000	98%	20	100%
Total Jakarta			135,700	86%	521	
Ciputra World Surabaya	Vieloft SOHO	JV - 53%	31,500	57%	297	100%
	Office Tower		38,500	94%	50	100%
CitraLand Vittorio Surabaya	Alessandro	JV - 51%	4,800	57%	43	100%
Total Surabaya			74,800	76%	390	
Total Strata Title Office			210,500	82%	911	

Leased Office

Project Name	Tower	Ownership Scheme	Leasable SGA (sqm)	Leased	Construction Progress
Ciputra World Jakarta 1	DBS Bank Tower	100%	38,300	86%	100%
Ciputra World Jakarta 2	Tokopedia Tower	100%	38,000	53%	100%
Ciputra International	Tower 3	JV - 55%	4,100	86%	100%
Total Jakarta			80,400	70%	
Total Office for Lease			80,400	70%	

Future Mixed-Use Developments

Project Name	Ownership Scheme	Est. Saleable SGA (sqm)
Ciputra World Jakarta 1	100%	110,000
Ciputra World Jakarta 2	100%	42,000
Ciputra World Jakarta 3	100%	64,200
Citra Landmark*	JV - 60%	61,000
Ciputra International**	JV - 55%	12,000
Citra Towers Kemayoran	JO Profit - 50%	38,000
Citra Living	JO Revenue - 70%	3,500
Total Jakarta		330,700
Ciputra World Surabaya	JV - 53%	137,000
CitraLand Vittorio Surabaya	JO Profit - 50%	250,000
Total Surabaya		387,000
CitraPlaza Nagoya Batam	JV - 50%	116,000
Vida View Makassar	JO Profit - 50%	27,000
Total Others		143,000
Total Saleable Area		860,700

* : Obtained 2Ha land out of optional 7Ha

** : Obtained 5Ha land out of optional 7.5Ha



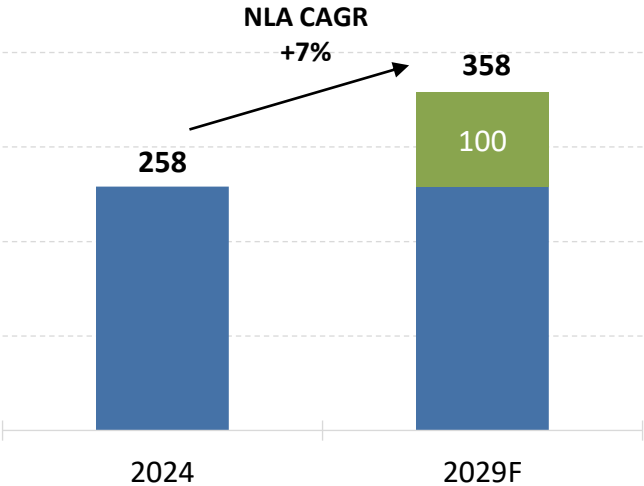
Healthy Occupancy and Lease Expiry Profile for Malls

Mall	Net Leasable Area (sqm)	Occupancy Rate				
		2020	2021	2022	2023	2024
Ciputra World Jakarta 1	79,500	100%	100%	100%	100%	100%
Ciputra World Surabaya	87,500	94%	90%	74% ¹	77% ¹	75% ²
Ciputra Mall Jakarta	42,400	93%	82%	89%	93%	91%
Ciputra Mall Semarang	20,200	96%	95%	96%	96%	91%
Ciputra Mall Tangerang	28,900	90%	90%	88%	82%	97% ³

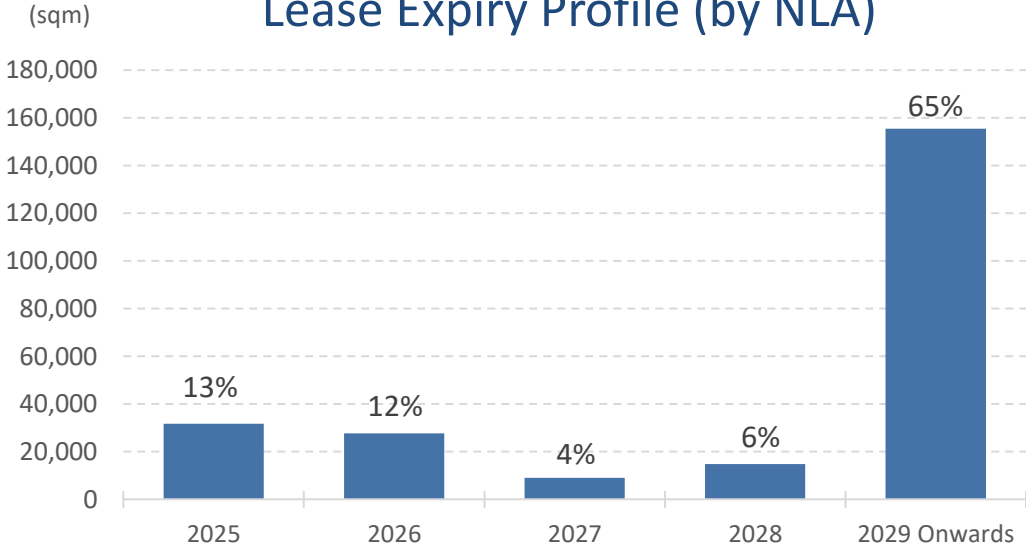
Total mall NLA of **258k sqm** with average occupancy rate of **89%**

Notes
 1. Newly opened extension with 37,500m2 NLA in April 2021
 2. Refurbishment of several floors for new tenants
 3. Refurbishment of entire lower-ground floor for new AEON tenant

Total Net Leasable Area ('000 sqm)

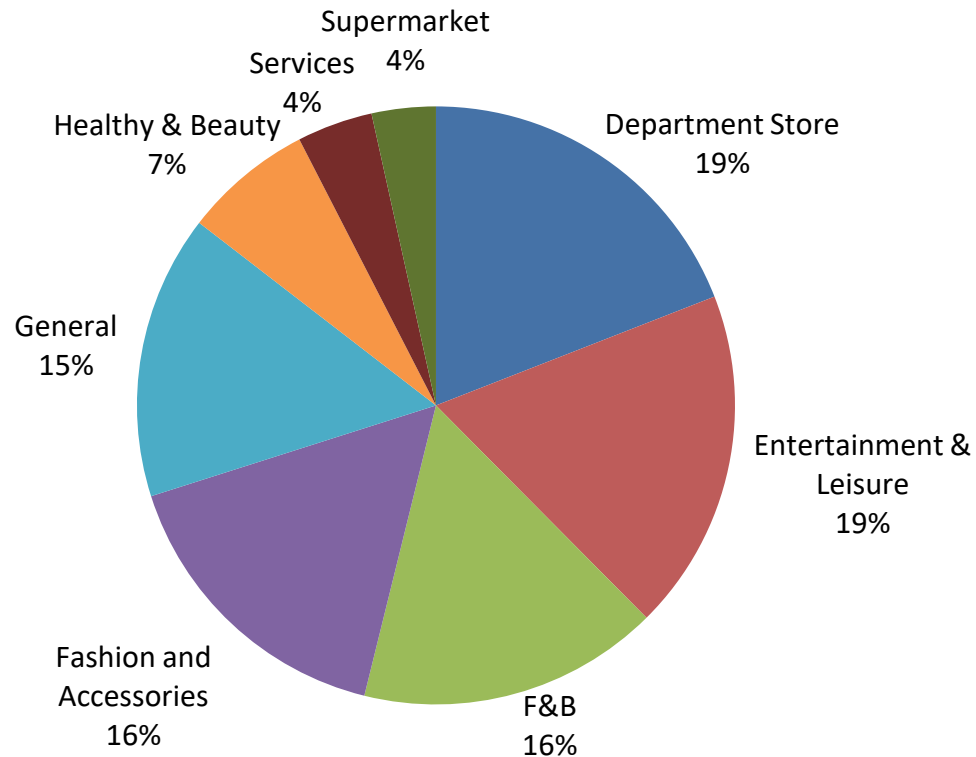


Lease Expiry Profile (by NLA)



Well-Diversified Mall Tenants with Reputable Brands

Mall Tenants Breakdown (% Leased Area)

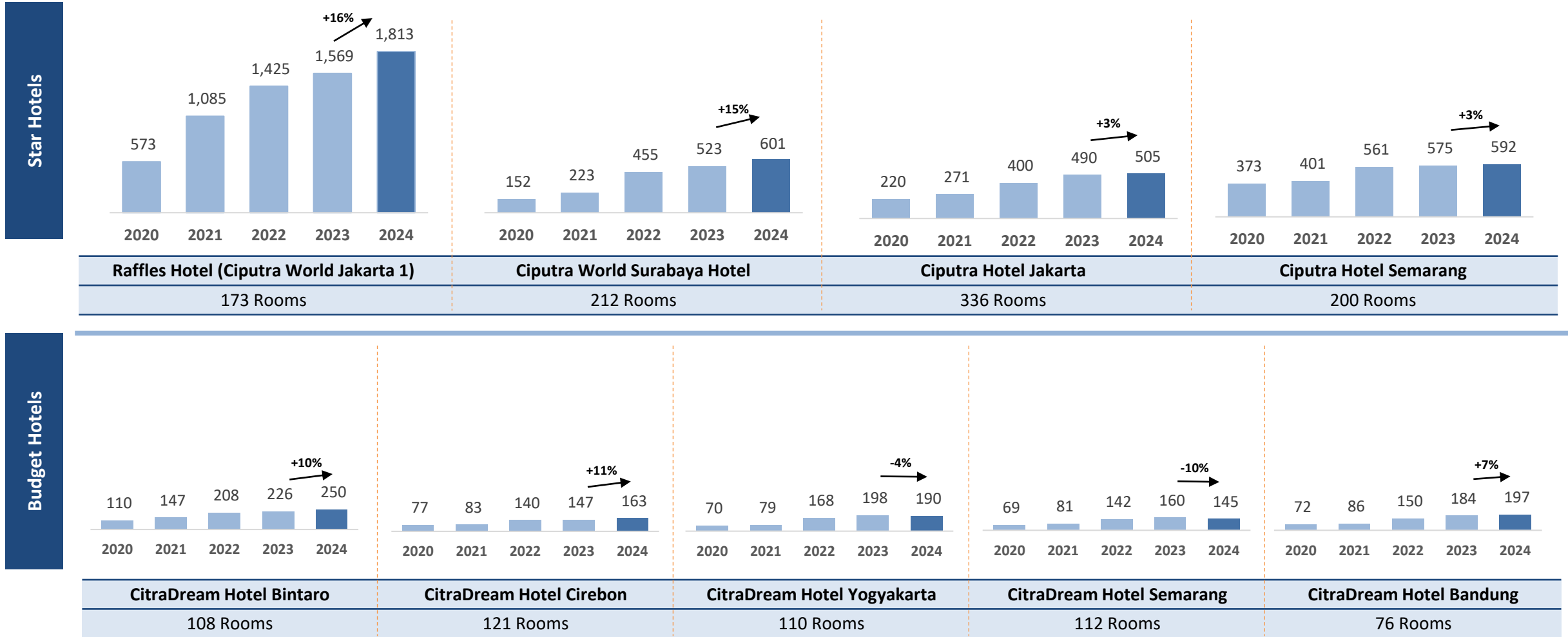


Main Tenants



Consistent Hotel Growth Amidst Normalization Post-COVID Period

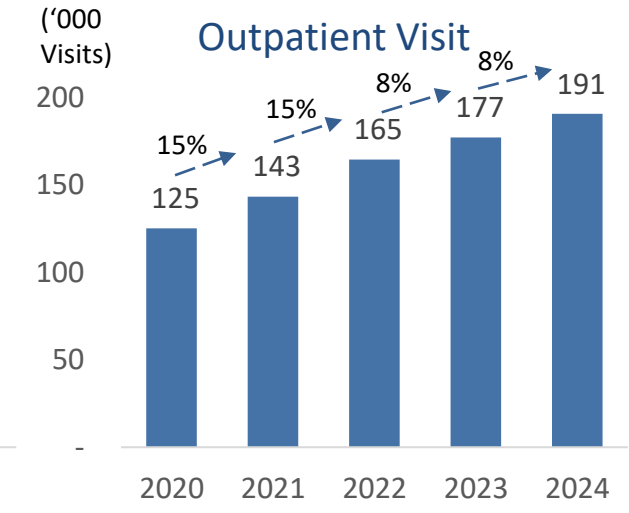
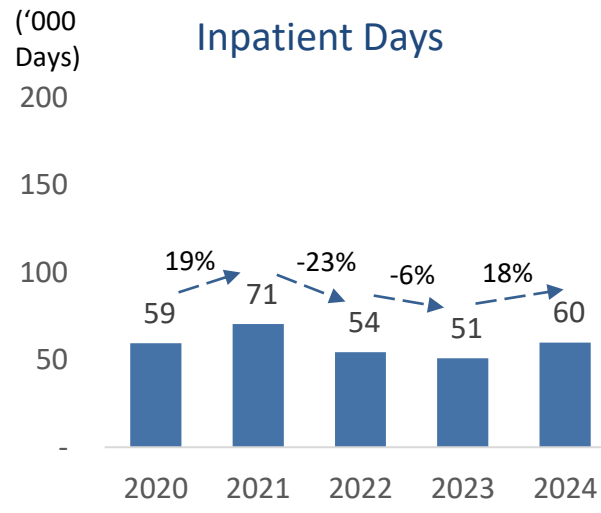
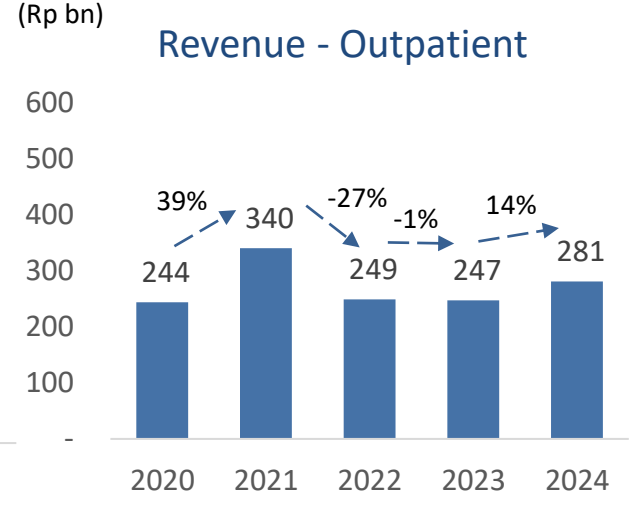
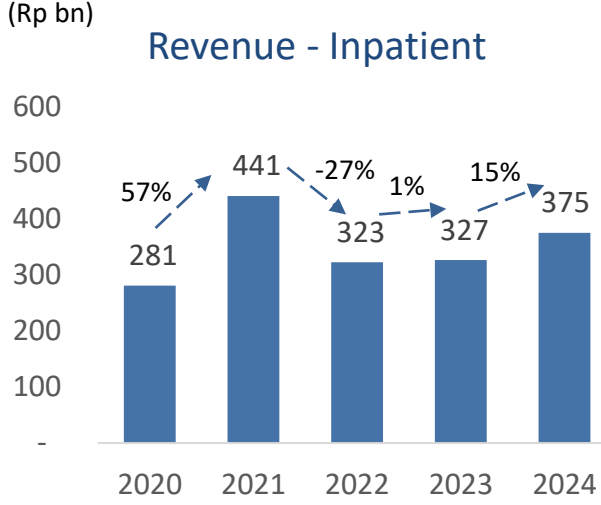
Revenue per Available Room (RevPAR) (in Rp'000 /room/day)



Integrated Healthcare Facilities within Township Projects



	Ciputra Hospital Tangerang	Ciputra Hospital Jakarta	Ciputra Mitra Hospital
Township	CitraRaya Tangerang	CitraGarden City Jakarta	CitraLand Banjarmasin
Location	West Greater Jakarta	West Jakarta	South Kalimantan
Start Operation	Nov-11	Dec-15	Nov-16
Maximum Capacity	183 Beds	230 Beds	168 Beds
Operational Capacity	150 Beds	140 Beds	126 Beds
Center of Excellence	<ul style="list-style-type: none"> Cancer Center Trauma Center Women & Children Center 	<ul style="list-style-type: none"> Cardiac Center Neurology & Neurosurgery Center Women & Children Center 	<ul style="list-style-type: none"> Cardiac Center Trauma Center Women & Children Center



Ciputra Hospital Surabaya Expansion Overview



Ciputra Hospital Surabaya

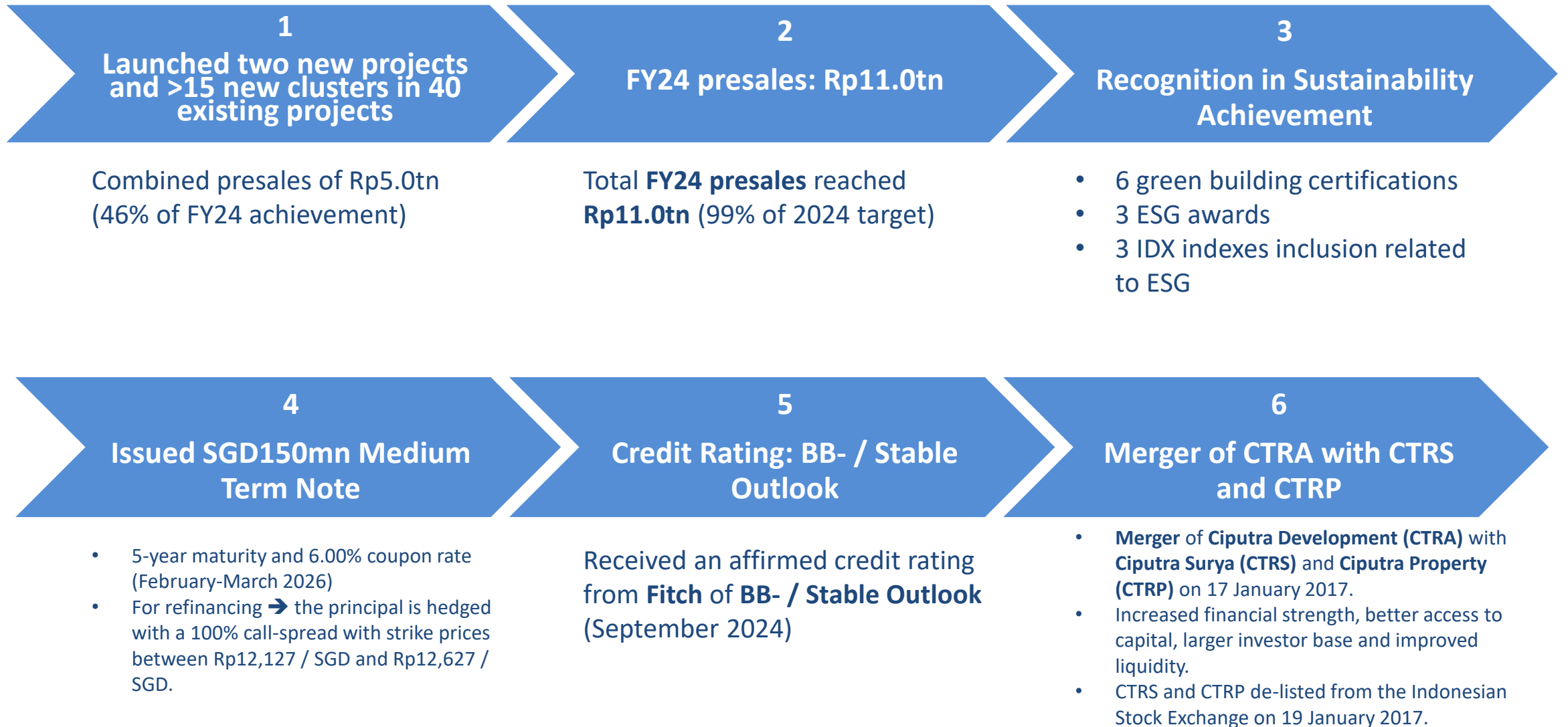
Township & location	CitraLand Surabaya at West Surabaya
Start operation	August 2024
Maximum capacity	200 beds
Operational capacity	70 beds
Capital expenditure	Rp520billion
Center of Excellence	Cardiology, Oncology, Neurosurgery
Accessibility	<ul style="list-style-type: none"> • Located at Radial Road Surabaya • 20 minutes from Kota Satelit exit toll • 30 minutes from city center • 40 minutes from Juanda international airport • 10 minutes from Driyorejo exit toll





Growth Strategy and Project Highlights

Key Developments



Growth Strategy

Retain healthy land bank levels

Continuously replenishing land bank in existing projects while searching for new strategic locations (currently sufficient for **>15 years of development**)

Wide geographical footprint

Allow **diversification of products** and target market while **minimizing concentration risk** (currently have a presence in **34 cities**)

Increase portion of recurring income

While simultaneously boost synergy by focusing on complimentary amenities within existing developments (e.g. malls, hospitals, and offices)

Innovative product launches

Best cater to existing demand by capitalizing on the flexibility given by ample and diverse land bank

Ciputra brand equity

Continuing Joint-Operation schemes with landowners to leverage the **Ciputra brand equity**

Maintain prudent capital management

Well-balanced debt maturity profile and mixed sources of funding (**net gearing at -0.09x** as of Dec 2024)

Creating Value to Stakeholders through Sustainability Pillars



Consistently publishing sustainability report in accordance with the Global Reporting Initiative (GRI) standards and OJK regulations.

Sustainability Pillars	Material Topic	UN SDGs
Spirit of Excellence and Innovation	Economic Performance	8 DECENT WORK AND ECONOMIC GROWTH, 11 SUSTAINABLE CITIES AND COMMUNITIES
	Indirect Economic Impact	8 DECENT WORK AND ECONOMIC GROWTH
Building Cities, Building Lives	Occupational Health and Safety	3 GOOD HEALTH AND WELL-BEING, 8 DECENT WORK AND ECONOMIC GROWTH
	Employment Practices	8 DECENT WORK AND ECONOMIC GROWTH
	Consumer Health and Safety	3 GOOD HEALTH AND WELL-BEING, 11 SUSTAINABLE CITIES AND COMMUNITIES
Responsible Development	Emission Control	13 CLIMATE ACTION
	Energy Management	7 AFFORDABLE AND CLEAN ENERGY, 13 CLIMATE ACTION
	Eco-friendly Materials	12 RESPONSIBLE CONSUMPTION AND PRODUCTION
	Water and Effluents	6 CLEAN WATER AND SANITATION
	Waste Management	11 SUSTAINABLE CITIES AND COMMUNITIES, 12 RESPONSIBLE CONSUMPTION AND PRODUCTION

Sustainability Achievements

Sustainability Metrics 2023



163,770 MWh

Electricity consumption level



6

Green building certifications



145,481 ton CO2eq

GHG Emissions



21,111

Job creation
through tenant



1,388 ton

Waste recycled and
composted



1,879,667 m2

Urban green space

Key Recognitions



IDX

Indonesia Stock Exchange


member of **wfe** WORLD FEDERATION
OF EXCHANGES

IDX ESG Leaders Index
since 2020



KEHATI

ESG Sector Leaders
IDX KEHATI Index
since 2021



KEHATI

ESG Quality 45 IDX
KEHATI Index
since 2022

First Green Loan: A Sustainability Milestone

- Marks a milestone in Ciputra’s sustainability journey.
- Demonstrates commitment to Environmental, Social, and Governance (ESG) principles.
- Compliance with Green Standard which has been verified by third party in form of Green Building Certification.



Green Loan Detail











Facility Amount	Rp950bn
Tenor	7 years
Lender Bank	HSBC
Issuance Period	October 2024



Green Building Certification Detail

Project Name	Ciputra World Jakarta 2 – Office
Type	EDGE Certification
Energy Savings	21%
Water Savings	43%
Less Embodied Carbon in Materials	78%
Operational CO ₂ Savings	818.11 tCO ₂ /year

Commitment to Achieve UN SDGs

UN SDGs	Commitment Performed	UN SDGs	Commitment Performed
	<ul style="list-style-type: none"> Distribution of basic needs assistance to the underprivileged communities surrounding the Company's project in more than 7 cities which is carried out on a regular basis and post-natural disaster; Organize iftar activities and provision of sacrificial animals for the surrounding community in almost all of projects. 		<ul style="list-style-type: none"> New projects brought indirect economic impact on local, national, and overseas suppliers; Conduct MSMEs festival to support Community's economic empowerment; 21,111 jobs creation through 1,465 tenants who rent in Ciputra's commercial area.
	<ul style="list-style-type: none"> Conduct blood donation and medical check up in more than 5 projects. 		<ul style="list-style-type: none"> Renovation of local Government offices and road infrastructure in more than 7 cities; Support for the construction of health facilities, social services facilities (orphanages), place of worship, public service and security institutions facilities;
	<ul style="list-style-type: none"> Support for educational facilities, such as the distribution of scholarship funds, books, bookshelves, and tables; Conduct seminars and training for people with disabilities; Conduct parenting seminars at schools; Support Focus Group Discussion (FGD) activities for youth education advocates; Donation for Islamic boarding schools, nursing homes, and orphanages in more than 4 cities; 		<ul style="list-style-type: none"> Absorption of local workers, both as Ciputra's employees and through outsourcing company for each of the Company's project; Hold religious support activities such as Christmas celebration at orphanages or nearby churches.
	<ul style="list-style-type: none"> Processing effluent at the Sewage Treatment Plant (STP) to produce clean water that meets standard; Utilizing rain water and long pond for plant watering. 		<ul style="list-style-type: none"> Utilization of eco-friendly and the recycled materials; Reduced the use of wood in project construction by substituting it with high pressure laminate (HPL) and multiplex for coatings, light steel for roof trusses, and aluminum for frames and doors; Conduct internal energy audits periodically on a number of projects; 1,388 ton of waste recycled and composted; Prohibit the use of plastic shopping bags in the shopping centers.
	<ul style="list-style-type: none"> Installation of more efficient equipment, such as LED lights, timers, motion sensors and automatic adjustment features on lights, air conditioners (AC), and water pumps, as well as low-emissivity glass to block the sun's heat and reduce the use of AC; Reduce water consumption by reusing recycled water for watering plants and gardens, cooling AC, flushing toilets, with some being channeled into waterways and reabsorbed into the soil. 		<ul style="list-style-type: none"> Clean up canals, waterways, and tree plantation. Support for the procurement program of cleaning equipment for the communities surrounding our projects.

New Projects 2024



CitraLand City Sampali Kota Deli Megapolitan

Project scheme & location	Joint operation in Medan, North Sumatra
Launch	January 2024
Development plan	Phase 1: 35 ha
Market segment	Middle and middle-up
Presales 2024	Rp1,046billion
House price range	Rp1.6billion to Rp4.6billion
Average unit price	Rp2.7billion
Units sold	431 units
Others	Accessibility: 5 minutes to H. Anif exit toll 25 minutes (6 km) to city center 25 minutes to Belawan seaport 45 minutes to Kualanamu airport



Prime Location

5 minutes
from H. Anif
exit toll

25 minutes
from Medan
city center

25 minutes
from Belawan
seaport

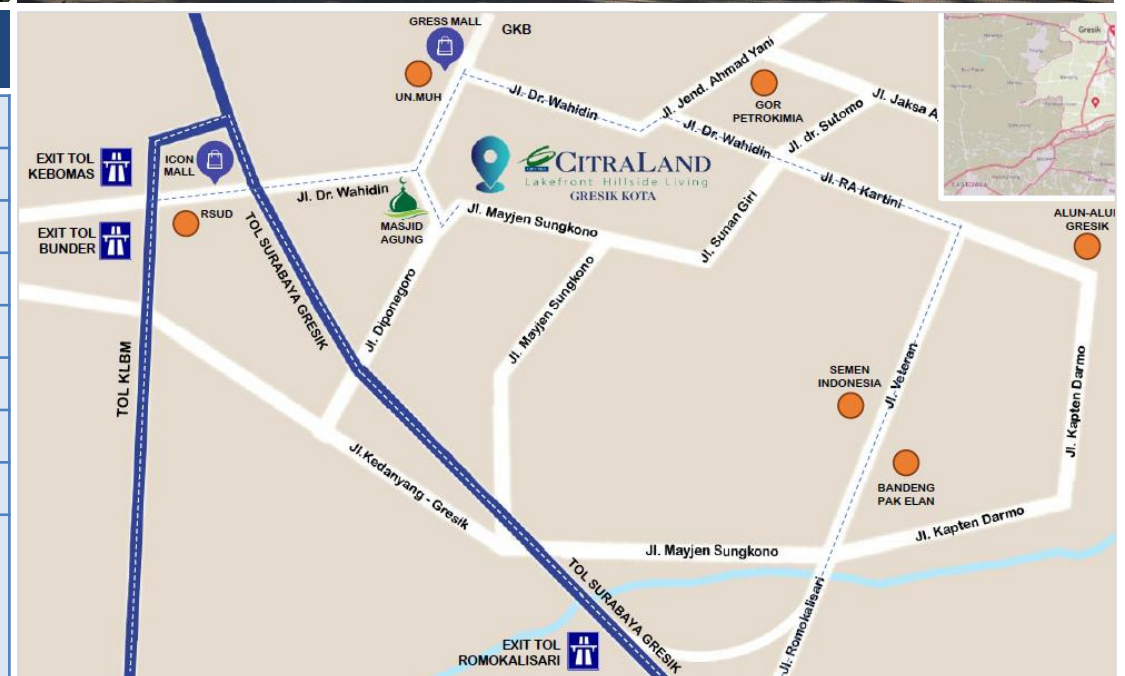
45 minutes
from Kualanamu
airport

New Projects 2024



CitraLand Gresik

Project scheme & location	Joint operation in Gresik, East Java
Launch	September 2024
Development plan	28 ha
Market segment	Middle
Presales 2024	Rp188billion
House price range	Rp1.1billion to Rp5.4billion
Average unit price	Rp2.5billion
Units sold	82 units
Others	Accessibility: 5.9 km to Alun-Alun Kota Gresik 8.6 km to Romokalisari exit toll 3.1 km to Kebomas exit toll 2.2 km to Bunder exit toll

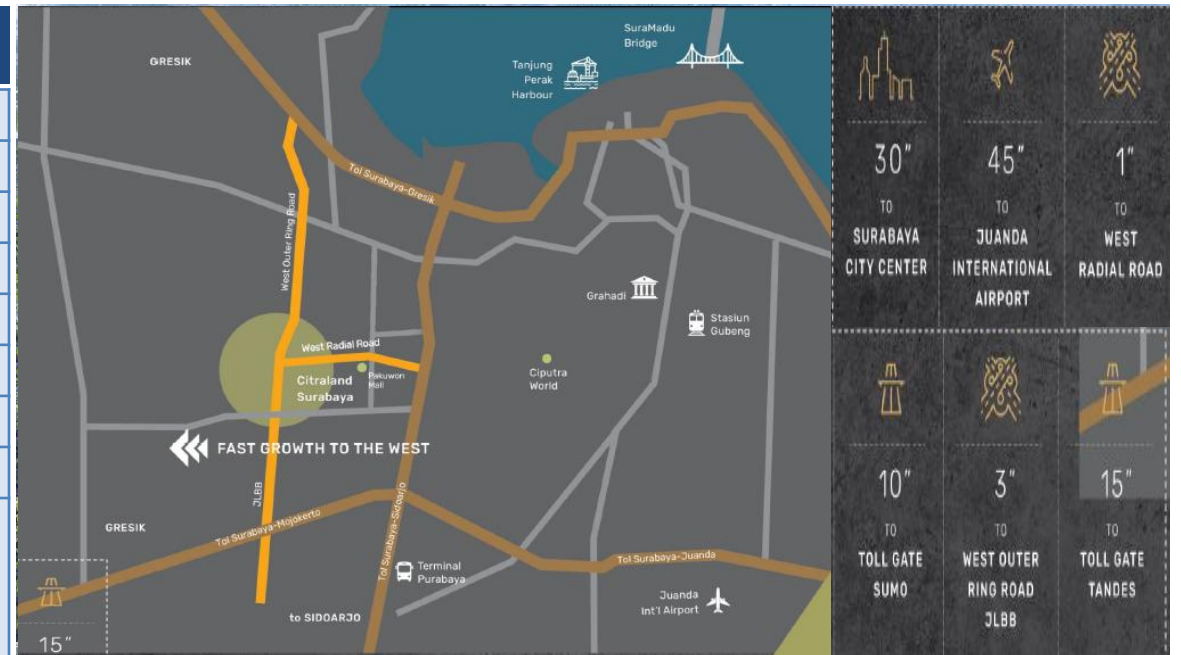


Key Projects 2024




CitraLand Surabaya

Project scheme & location	Directly owned in West Surabaya
Launch	1993
Development plan	1,700 ha (sold 814 ha)
Market segment	Middle to middle-high
Presales 2024	Rp1,607billion
House price range	Rp832million to Rp7.8billion
Average unit price	Rp2.5billion
Units sold	709 units
Others	Launched new clusters of house in March, September and October and shop house in September



Key Projects 2024



CONNECTED TO

HIGH ACCESSIBILITY

Powered by robust infrastructure, we transform every journey into a seamless and pleasurable experience.

TOLL ROAD ACCESS
 5 minutes to JORR 2
 10 minutes to Prof. Dr. Sedyatmo Airport Toll
 20 minutes to JORR 1

10 minutes to Soekarno-Hatta International Airport

20 minutes to Pantai Indah Kapuk

25 minutes to Puri Indah

30 minutes to Serpong Area



CitraGarden City Jakarta

Project scheme & location	Directly owned in Kalideres, West Jakarta
Launch	1984
Development plan	454 ha (sold 371 ha)
Market segment	Middle to high
Presales 2024	Rp876billion
House price range	Rp2.2billion to Rp18.2billion
Average unit price	Rp3.5billion
Units sold	280 units
Others	Launched new clusters of house in March, July, September and November and shop house in October

Key Projects 2024



CitraGarden Serpong

Project scheme & location	Joint operation in Tangerang, West of Jakarta
Launch	February 2023
Development plan	120 ha out of 350 ha masterplan
Market segment	Middle-low to middle-high
Presales 2024	Rp850billion
House price range	Rp803million to Rp4.2billion
Average unit price	Rp1.7billion
Units sold	551 units
Others	Launched new clusters of house in June and October Accessibility: 1 minute to Cisauk railway station 10 minutes to Jakarta-Serpong toll Cisauk exit



Key Projects 2024



Citra City Sentul

Project scheme & location	Joint operation in Sentul, South Greater Jakarta
Launch	October 2023
Development plan	400 ha
Market segment	Middle-low to middle-high
Presales 2024	Rp768billion
House price range	Rp858million to Rp6.8billion
Average unit price	Rp1.9billion
Units sold	460 units
Others	Launched new cluster of house in June and October Accessibility: 4.5 km to Sentul Selatan exit toll



Key Projects 2024



CitraGarden Bintaro

Project scheme & location	Joint operation in South of Jakarta
Launch	November 2023
Development plan	28 ha
Market segment	Middle-low to middle-up
Presales 2024	Rp715billion
House price range	Rp1.2billion to Rp4.8billion
Average unit price	Rp2.4billion
Units sold	331 units
Others	Launched new clusters of shop house in June and house in August Accessibility: 10 minutes to Bintaro City 25 minutes to Serpong City 35 minutes to Soekarno-Hatta international airport



Key Projects 2024



CitraRaya Tangerang

Project scheme & location	Directly owned in Tangerang, West of Jakarta
Launch	1994
Development plan	2,760 ha (sold 895 ha)
Market segment	Middle-low to middle-high
Presales 2024	Rp523billion
House price range	Rp150million to Rp4.9billion
Average unit price	Rp1.0billion
Units sold	592 units
Others	Launched new clusters of house in April, May, August and December and shop house in October



Key Projects 2024



CitraLand Tanjung Morawa Kota Deli Megapolitan

Project scheme & location	Joint operation in Deli Serdang, North Sumatra
Launch	November 2022
Development plan	Phase 1: 15 ha out of 50 ha
Market segment	Middle-low
Presales 2024	Rp333billion
House price range	Rp473million to Rp1.7billion
Average unit price	Rp1.8billion
Units sold	207 units
Others	Launched new clusters in March and June



Key Projects 2024



CitraLand Gama City Medan

Project scheme & location	Joint operation in Medan, North Sumatra
Launch	February 2013
Development plan	123 ha out of 211 ha masterplan
Market segment	Middle and middle-up
Presales 2024	Rp316billion
House price range	Rp1.3billion to Rp7.6billion
Average unit price	Rp4.2billion
Units sold	83 units
Others	Launched new clusters of shop house in February and house in August



Key Projects 2024



CitraLand City CPI Makassar

Project scheme & location	Joint operation in Makassar, South Sulawesi
Launch	October 2015
Development plan	157 ha (sold 35 ha + 50 ha to government)
Market segment	Middle to high
Presales 2024	Rp246billion
House price range	Rp3.5billion to Rp14.9billion
Average unit price	Rp4.9billion
Unit sold	56 units
Others	Launched new tower of low-rise apartment in January and new cluster of shop house in October



Key Projects 2024



CitraLand Tallasa City Makassar

Project scheme & location	Joint operation in Makassar, South Sulawesi
Launch	May 2017
Development plan	69 ha (sold 33 ha)
Market segment	Middle
Presales 2024	Rp224billion
House price range	Rp783million to Rp6.8billion
Average unit price	Rp1.9billion
Units sold	133 units
Others	Launch new cluster of house in November



Financial Results

Results Summary (Income Statement)

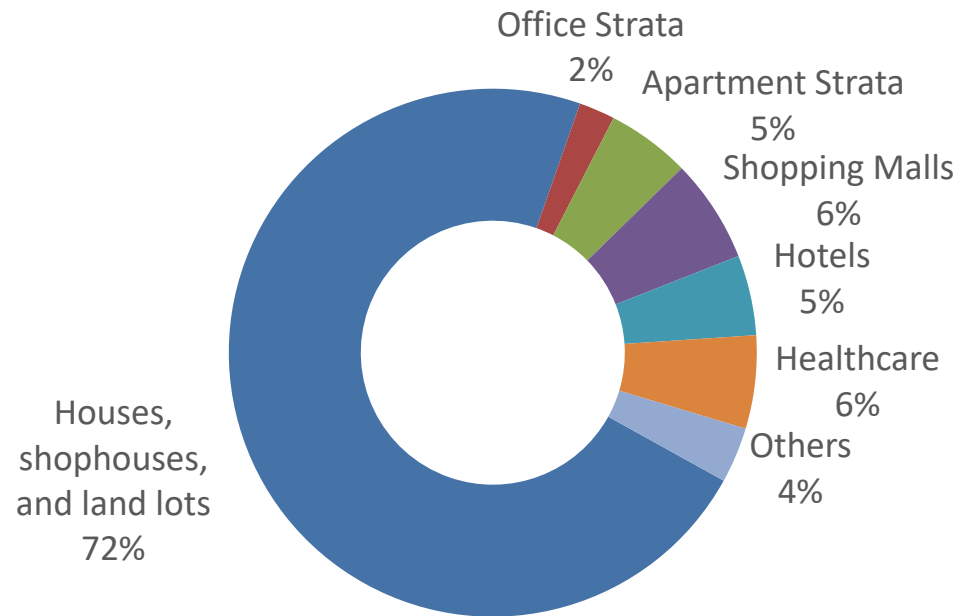
(Rpbn)	2024	2023	% YoY	
Revenue	11,188	9,245	21.0%	<i>Effect of +25.1% YoY in Property Development segment and +7.2% YoY in Recurring segment</i>
COGS	(5,925)	(4,686)	26.4%	
Gross Profit	5,263	4,559	15.4%	
<i>Gross Profit Margin</i>	<i>47.0%</i>	<i>49.3%</i>		<i>Effect of product mix</i>
Operating Expense	(1,957)	(1,768)	10.7%	
Operating Profit	3,306	2,791	18.4%	
<i>Operating Profit Margin</i>	<i>29.6%</i>	<i>30.2%</i>		
Interest Income (Expense) - Net	(825)	(813)	1.5%	
Other Income (Expense) - Net	225	237	-5.3%	
Final Tax and Income Tax	(378)	(307)	23.1%	
Net Income Before Non-Controlling Interest	2,328	1,909	21.9%	
Non-Controlling Interest	(202)	(63)	220.4%	<i>Effect of higher revenue recognition from JV projects</i>
Net Income Attributable to Owners	2,126	1,846	15.2%	
<i>Net Profit Margin</i>	<i>19.0%</i>	<i>20.0%</i>		

Results Summary (Revenue Breakdown and Margin Performance)

(Rpbn)	2024	2023	% YoY	
Revenue Breakdown				
Property Development Revenue	8,909	7,121	25.1%	
Houses, shophouses, and land lots	8,089	6,061	33.5%	<i>Impact of early revenue recognition from VAT incentives in 2023 and 2024 marketing sales</i>
Apartments	574	663	-13.5%	
Office for sale	246	397	-38.0%	
Recurring Revenue	2,278	2,124	7.2%	
Shopping malls	710	657	8.1%	<i>Improving foot traffic and increase in rental rate</i>
Hospitals	639	560	14.0%	<i>Increased number of cases of dengue and viral diseases</i>
Hotels	549	521	5.4%	
Office for lease	166	204	-18.6%	<i>Decreased occupancy from low office-leasing demand</i>
Others	215	182	17.9%	<i>Re-opening of golf course and waterparks</i>
Total Revenue	11,188	9,245	21.0%	
Margin Performance				
Property Development GPM	47.1%	49.9%		
Houses, shophouses, and land lots	47.6%	51.9%		<i>Effect of product mix</i>
Apartments	36.2%	38.9%		
Office for sale	55.5%	38.6%		
Recurring GPM	46.9%	47.3%		
Shopping malls	44.4%	44.0%		
Hospitals	43.0%	45.4%		
Hotels	46.7%	45.8%		
Office for lease	57.4%	64.5%		<i>Decreased occupancy from low office-leasing demand</i>
Others	59.2%	50.2%		
Total GPM	47.0%	49.3%		

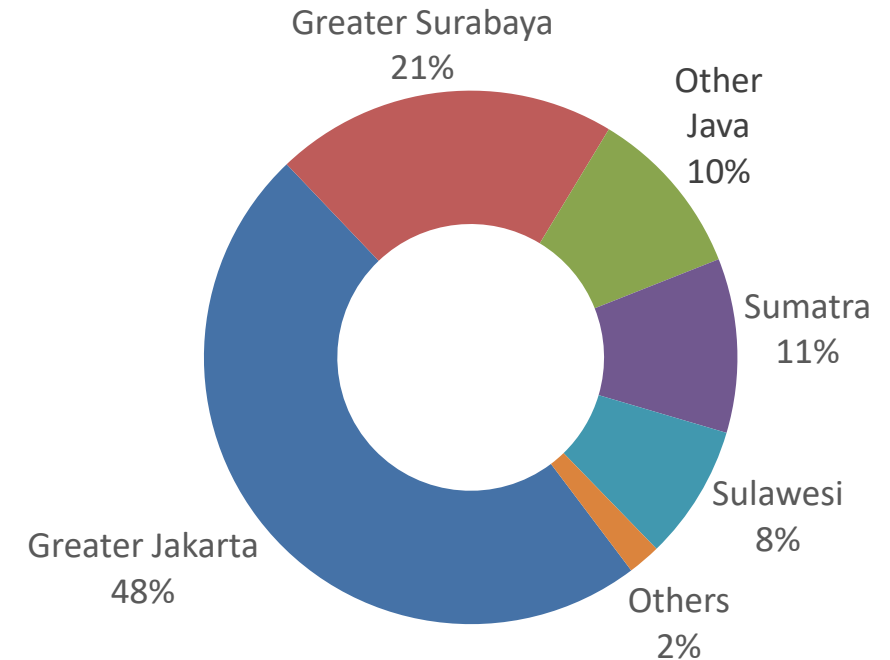
Focusing on Property Development and Minimizing Concentration Risk

Revenue per Segment (12M24)



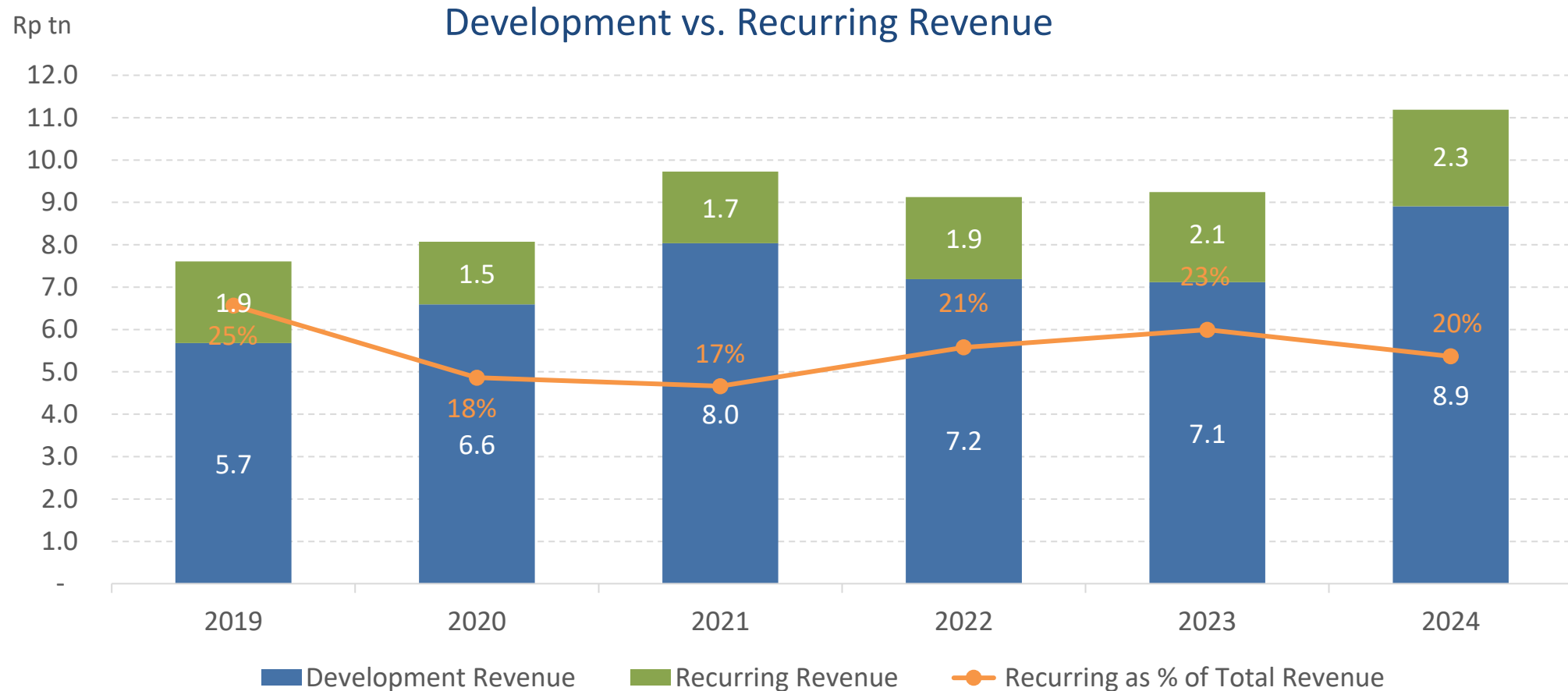
- Development = 79% (Houses + Office + Apartments)
- Recurring = 21% (Malls + Hotels + Healthcare + Office)

Revenue per Location (12M24)



- Sustained focus on geographically diversified revenue sources to minimize concentration risk

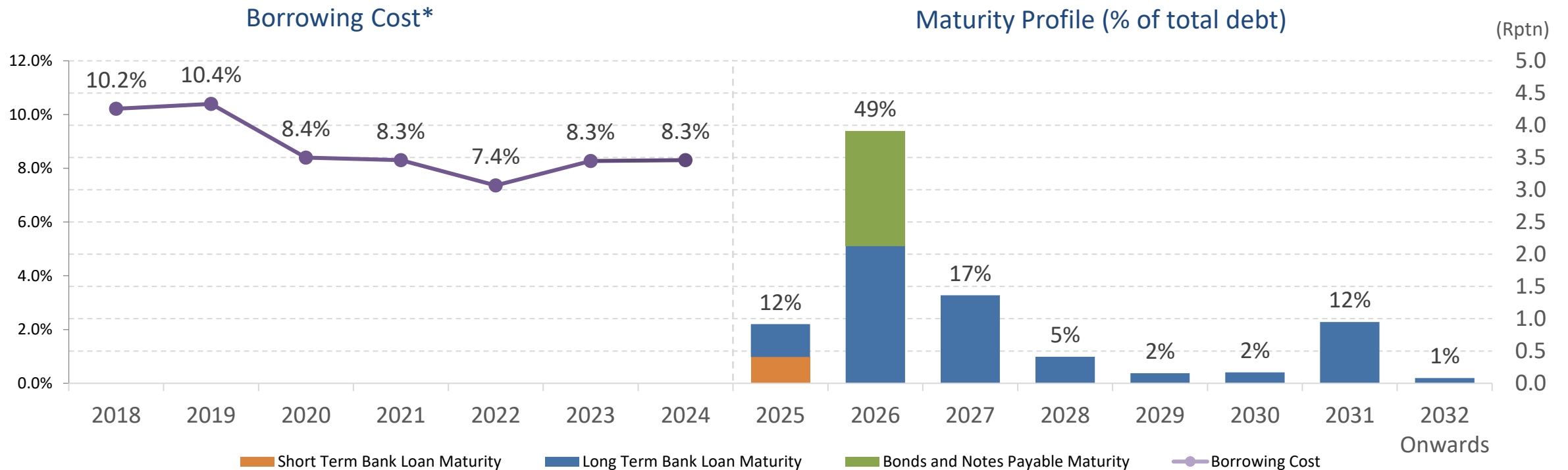

Solid Development Revenue Combined by Stable Recurring Revenue



Continued focus on high-growth core development business and complemented by stable recurring assets

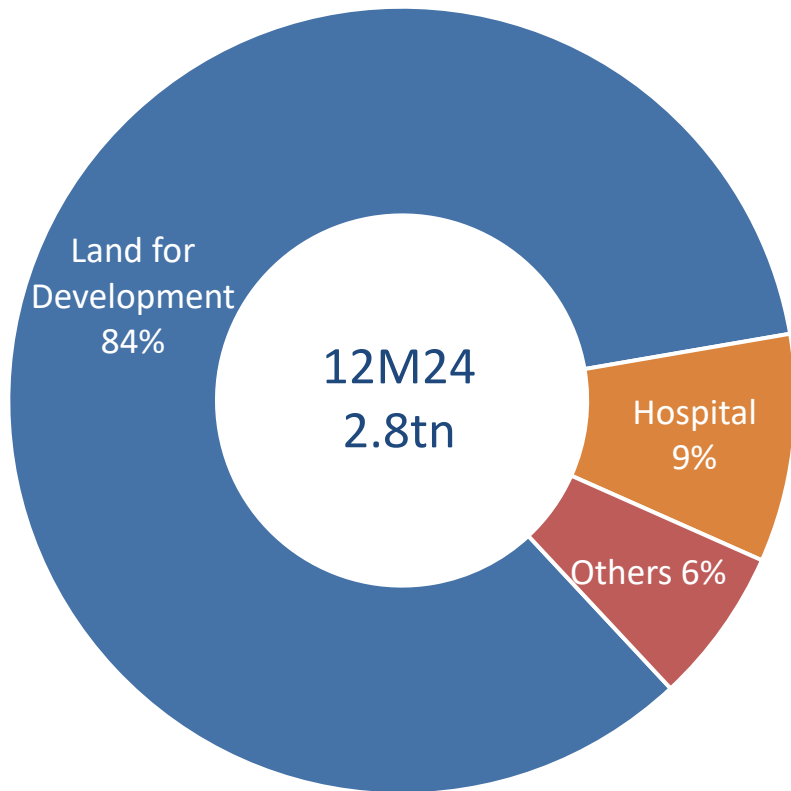
Debt Profile

As of Dec-24
Total Borrowings: Rp8.0tn



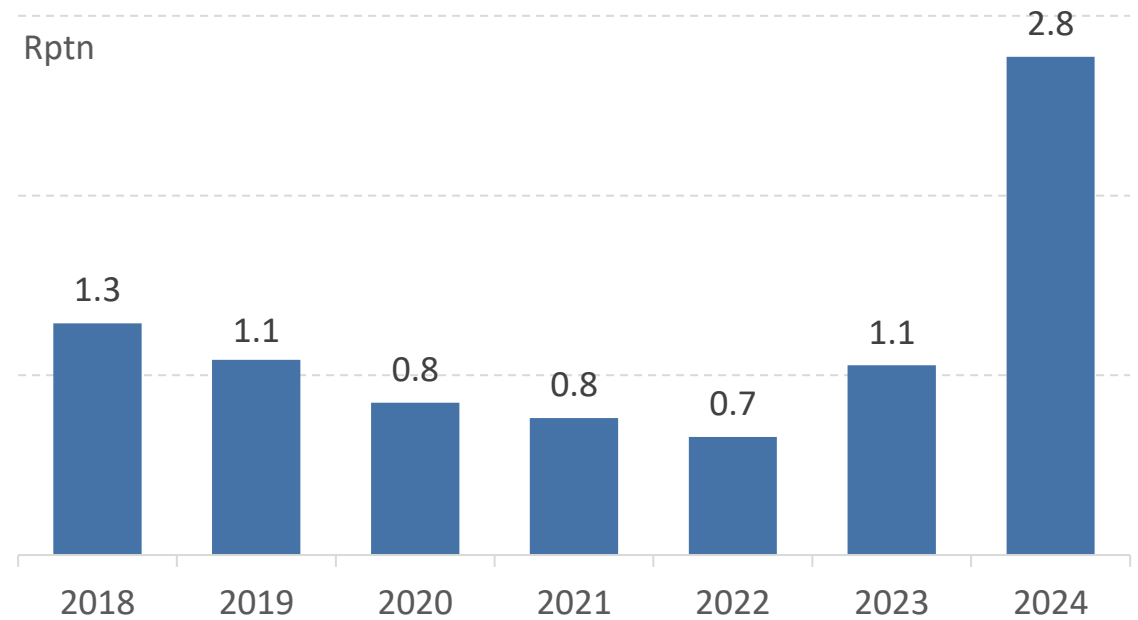
*Average Borrowing Cost calculation includes capitalized interest expense of Rp131bn, Rp179bn, Rp89bn, Rp6bn, Rp25bn, Rp45bn and Rp12bn in 2016, 2017, 2018, 2019, 2020, 2021 and 2022 and excludes PSAK 72 impact of Rp457bn, Rp469bn, Rp401bn, Rp506bn, and Rp569bn in 2020, 2021, 2022, 2023, and 2024.

Selective Land Banking and Expanding Investment Properties



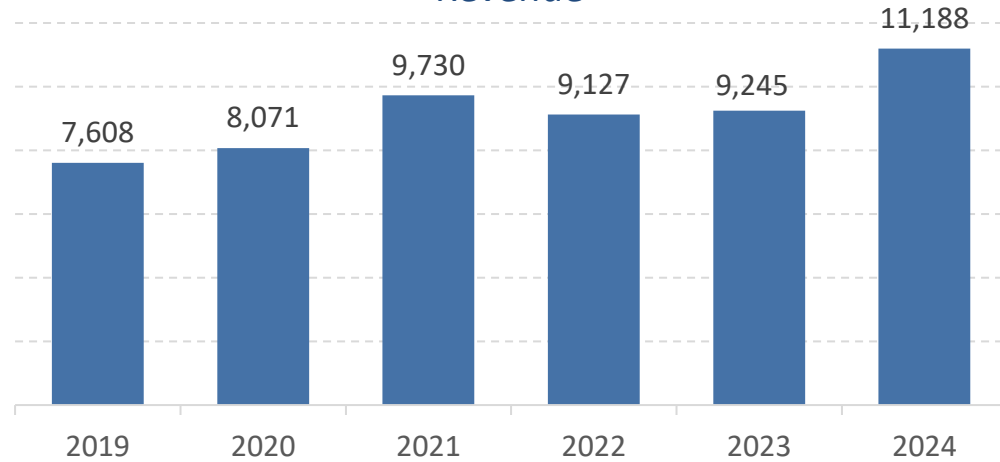
Strategic land acquisitions in Makassar and Sentul, and new hospital asset in Surabaya

Historical Capex

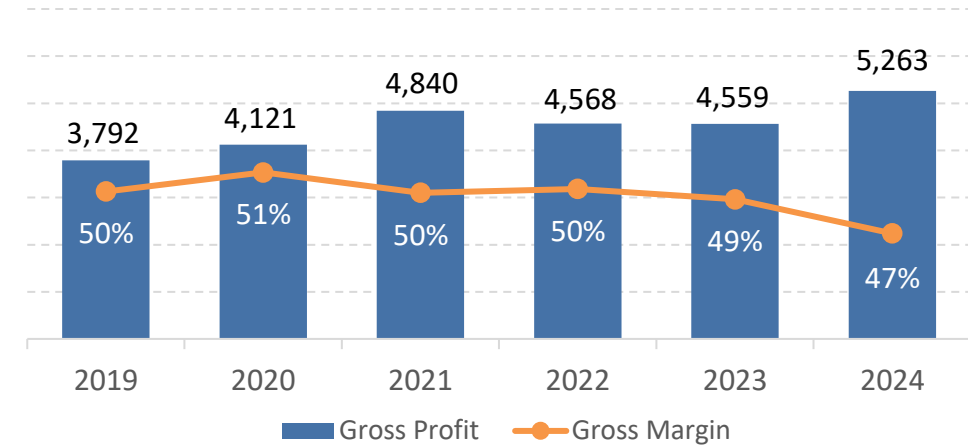


Resilient Financial Performance with Continuous Growth

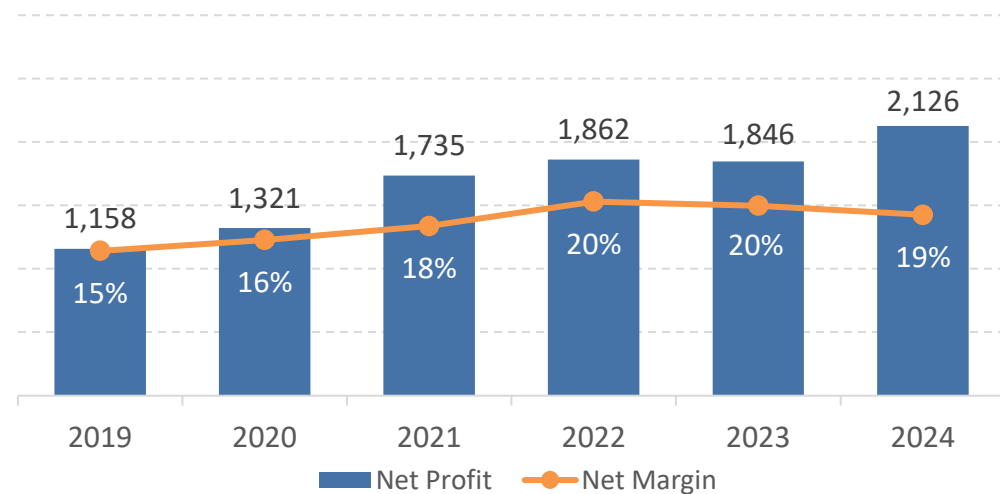
Revenue



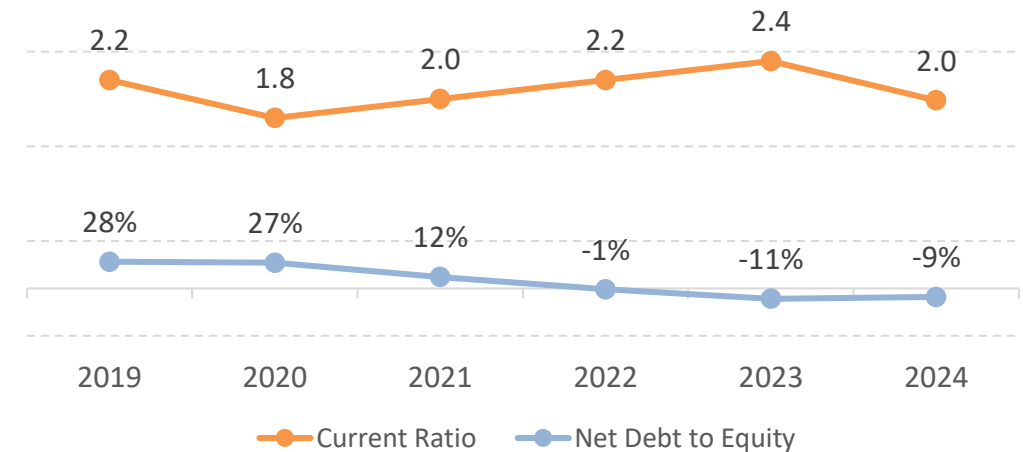
Gross Profit



Net Profit



Key Ratios



Balance Sheet Summary

Rpbn	Dec 2024	Dec 2023	Dec 2022	Dec 2021	Dec 2020	Dec 2019
Assets	47,023	44,115	42,033	40,668	39,255	36,196
Cash & cash equivalents	10,195	10,601	9,050	7,162	5,276	4,238
Land	17,530	15,296	14,495	14,538	14,471	13,523
Fixed Assets	3,042	2,835	2,691	2,504	2,595	3,089
Investment Properties	4,996	5,189	5,349	5,528	5,523	5,373
Others	11,259	10,194	10,447	10,937	11,390	9,972
Liabilities	22,407	21,490	21,018	21,274	21,798	18,434
Debt	7,956	8,092	8,917	9,555	10,024	9,176
Contract Liabilities	11,019	10,762	9,446	8,978	9,218	6,899
Others	3,432	2,637	2,655	2,742	2,556	2,360
Equity	24,615	22,625	21,015	19,394	17,458	17,762
Minority interests	2,754	2,579	2,475	2,424	2,125	2,409
Equity net of minority interests	21,861	20,046	18,540	16,971	15,332	15,352
Debt to Total Equity	32%	36%	42%	49%	57%	52%
Net Debt to Total Equity	-9%	-11%	-1%	12%	27%	28%

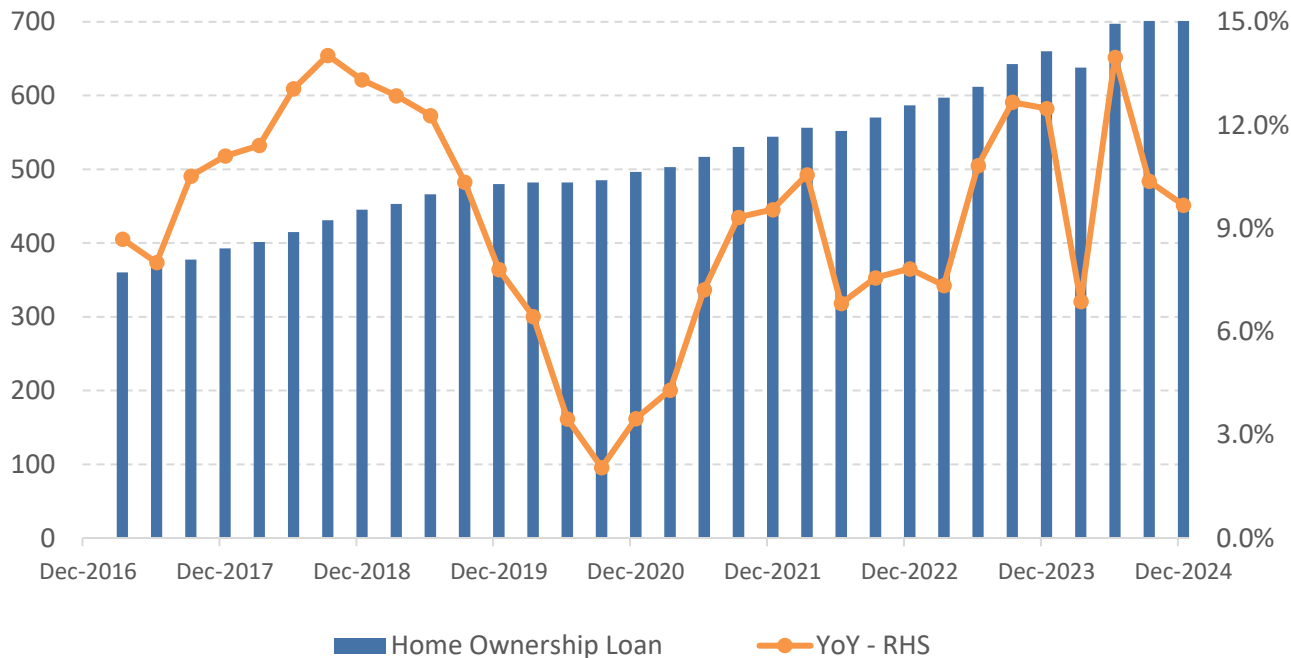


Country Overview

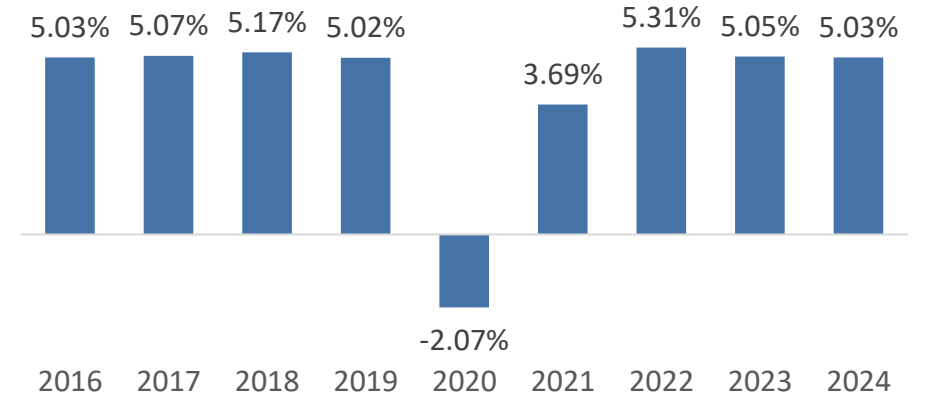
Encouraging Macro Conditions

Solid economic growth accelerating middle class formation and increasing housing demand

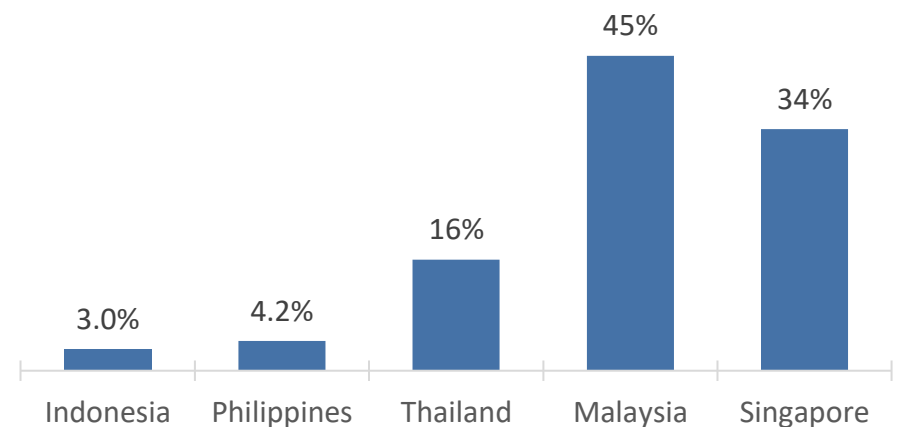
Home Ownership Loan Outstanding (Rptn)



Real GDP Growth



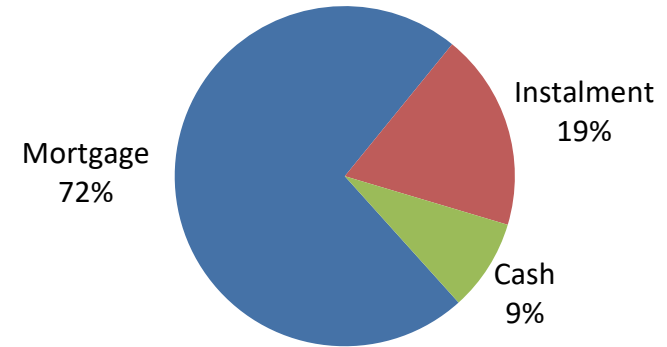
Housing Loan as % of Nominal GDP (December 2022)



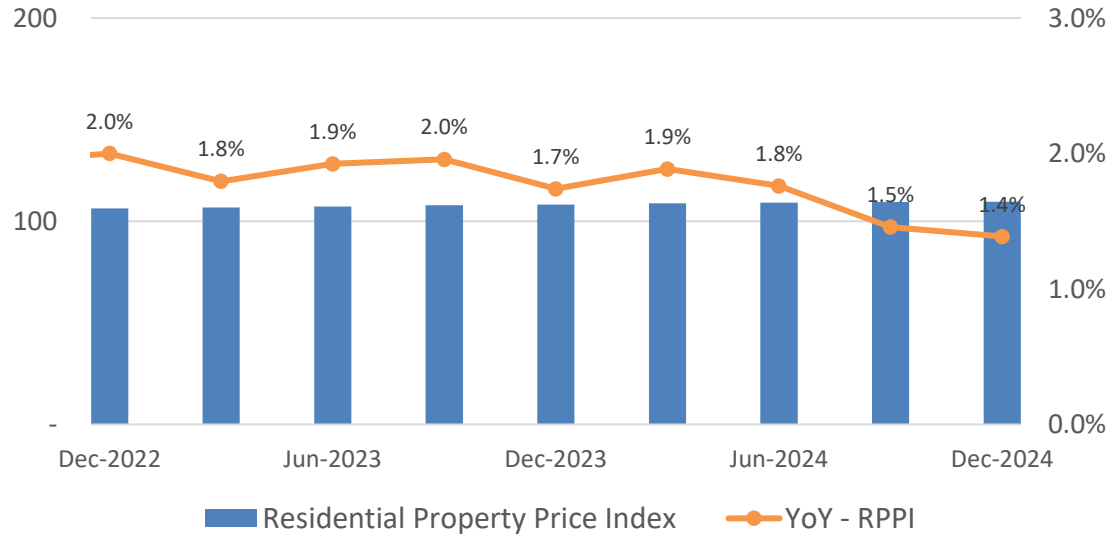
Property Price Index

- Mortgage consistently being Indonesian customers' preference, even with increased interest rate due to inflation.
- There is an imperfect correlation between mortgage rate and benchmark rate.
- The composite Residential Property Price Index (RPPI) relatively tends to increase since 2020.

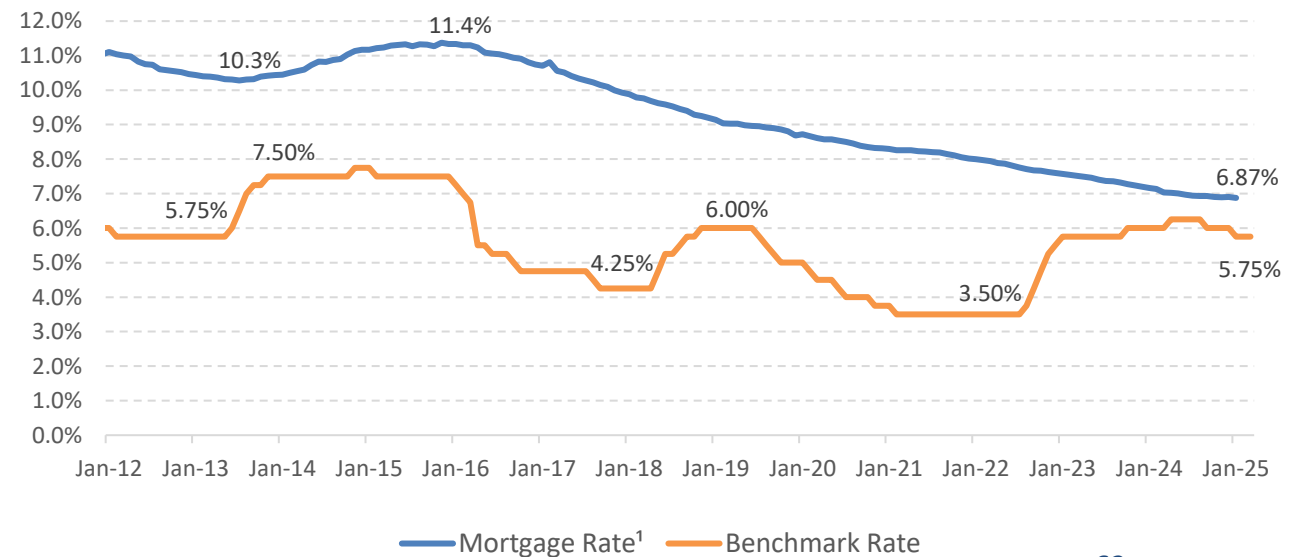
Source of Consumer Financing (12M24)



Residential Property Price Index (RPPI)

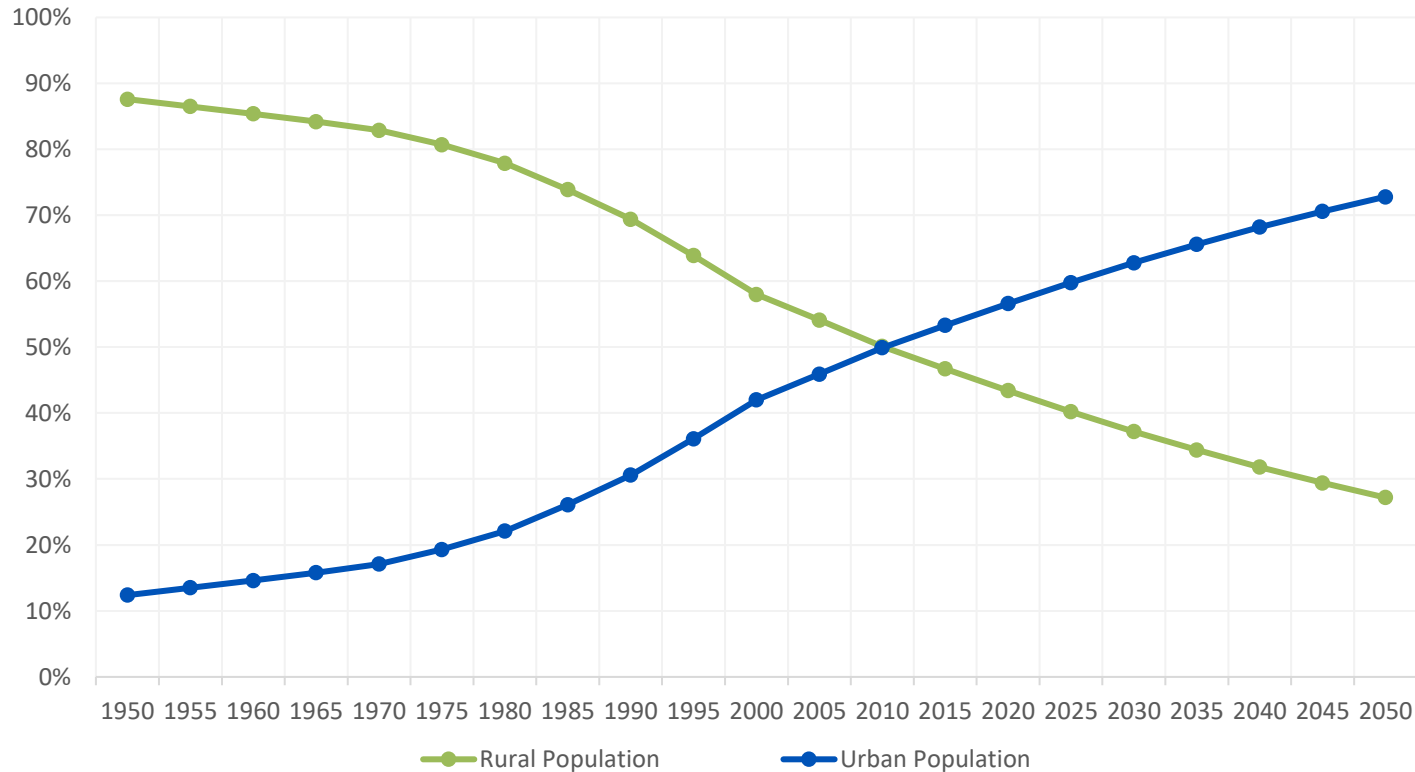


BI Rate vs. Mortgage Rate



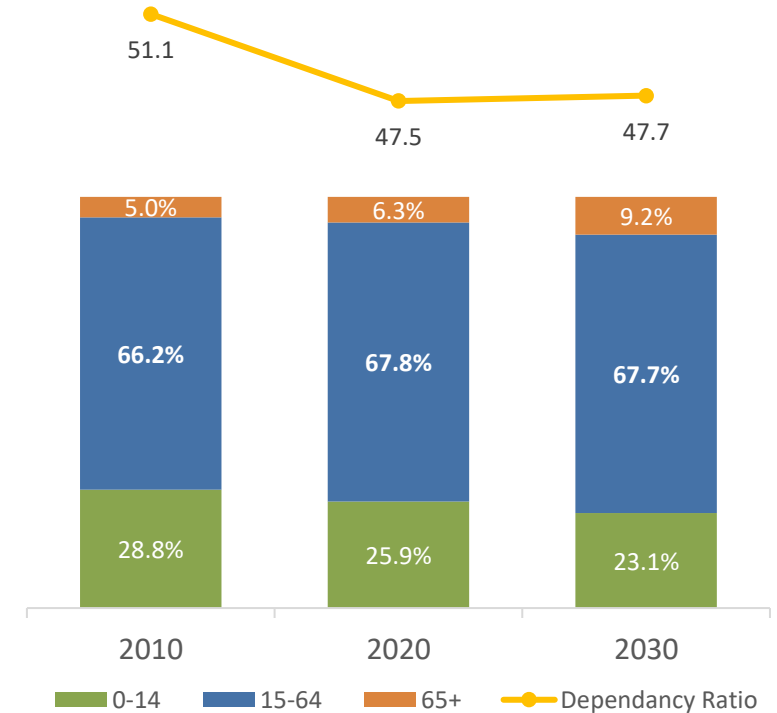
Favorable Population Structure

Percentage of population in urban and rural areas



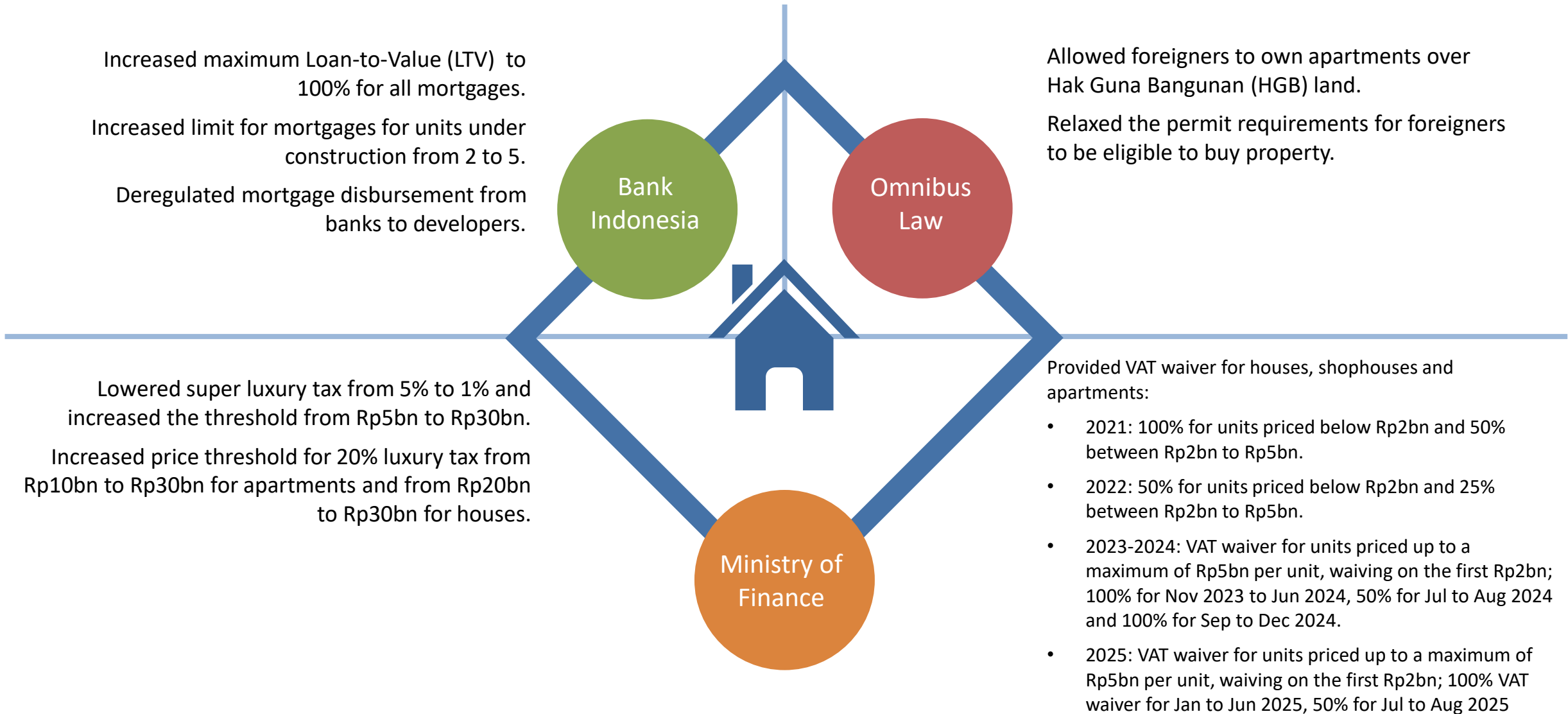
More than half of the Indonesian population lives in urban areas since 2010 and it is estimated to reach almost three-quarters by 2050

Population by Age Group and Dependency Ratio



Rising working age population leading to a reduction in dependency ratio and promoting economic growth

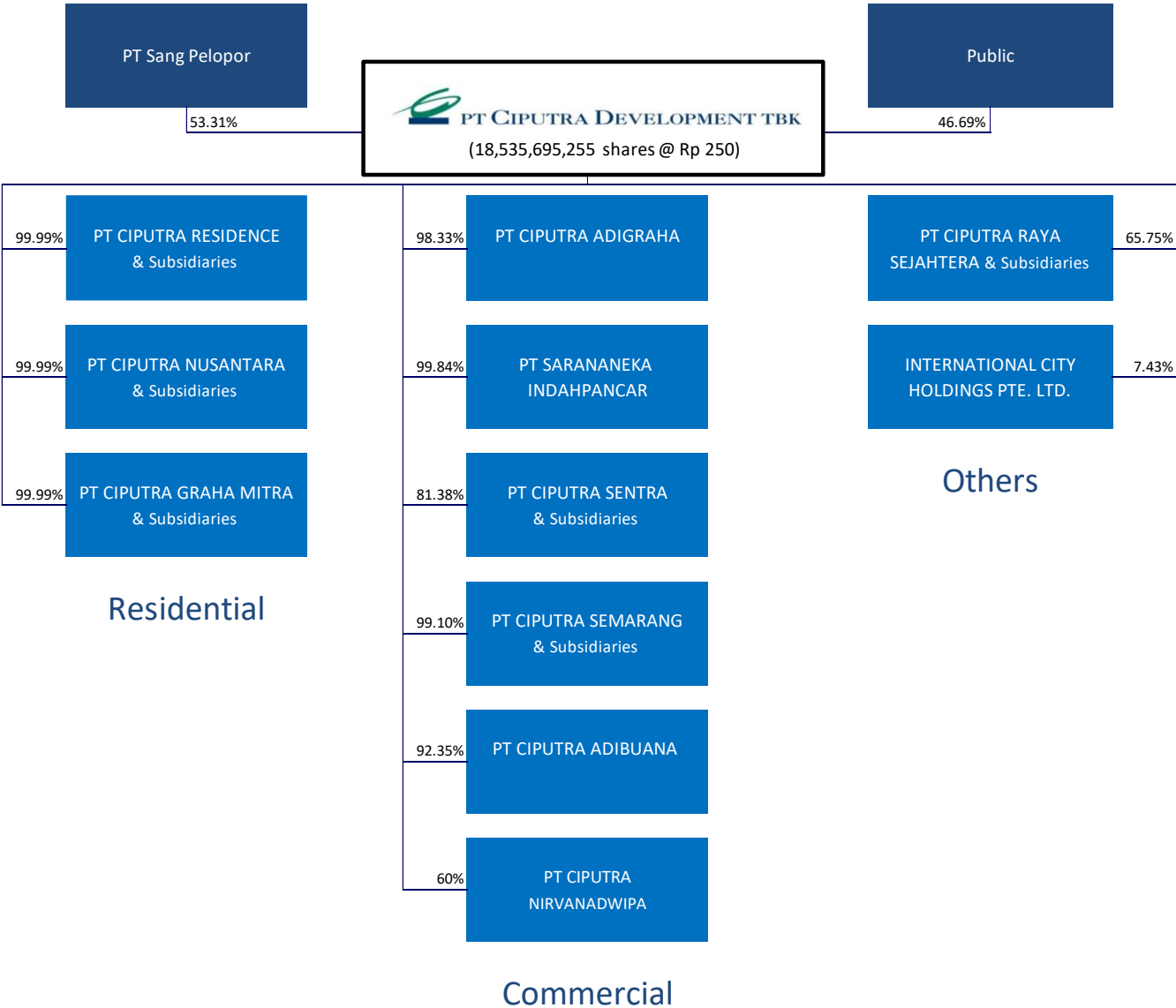
Regulatory Support from the Government



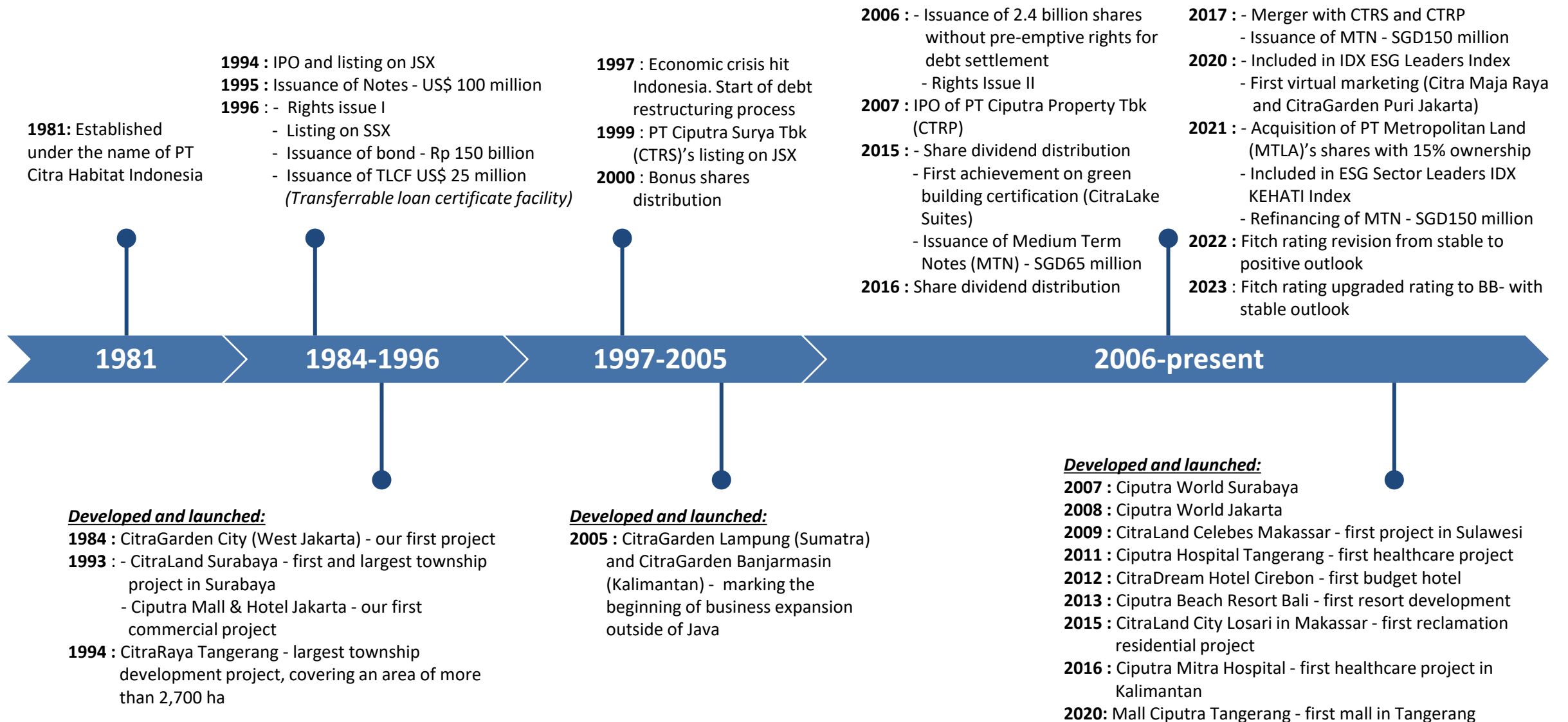


Appendix

Corporate Structure



Corporate Milestones



We are well positioned in Indonesia's current property outlook

Company's Strengths



Focus on real estate business



Most diversified in market targets, products offered & project locations



Large land bank at prime locations to support future growth



Reputable brand & experienced management team



Steady launch and development of pipeline projects



Business Prospects

Increase in housing needs

Urbanization trends

Change in customers' lifestyle

Availability in mortgage facility

Potential economic growth

Government stimulus plan

Stable political outlook

Experienced Management Team - Board of Commissioners

Rina Ciputra Sastrawinata
- *Chairman*



Kodradi
- *Independent member*



Junita Ciputra



Tanan H. Antonius
- *Independent member*



Sandra Hendharto



Thomas Bambang
- *Independent member*



Experienced Management Team - Board of Directors



Disclaimer

Any person obtaining this Presentation material, will be deemed to have understood and agreed to the obligations and restrictions herein.

The content of this material are provided on a strictly private confidential basis and shall be the proprietary of PT. CIPUTRA DEVELOPMENT Tbk. Information contained in the material are intended for information purpose and does not constitute or form part of an offer solicitation, invitation or inducement to purchase or subscribe for any securities of the PT. CIPUTRA DEVELOPMENT Tbk. or any contract or commitment whatsoever, and further is not intended to be distributed, reproduced or copied at any time to any party without prior written consent of PT. CIPUTRA DEVELOPMENT Tbk. The communication of this information herein is restricted by law, it is not intended for distribution to or use by any person in any jurisdiction where such distribution or use would be contrary to local law or regulation in such jurisdiction.

The information and opinions contained in this material have not been independently verified, and no representations or warranties (expressed or implied) is made as to, and no reliance should be placed on the fairness, accuracy, completeness, correctness, omissions of the information or opinions contained herein. It is not the intention to provide and you may not rely on this material as providing a complete or comprehensive analysis of the condition (financial or others), earnings, business affairs, business prospects, properties or results of operations of the company or its subsidiaries. The information and opinions contained in this material are provided as at the date of this presentation and are subject to change without any notice. The company (including any of its subsidiaries, shareholders, affiliates, representatives, partners, directors, employees, advisers or agents) shall have no responsibility or liability whatsoever (in negligence or otherwise) for any direct, indirect or consequential loss and/ or damages arising from the use of this materials, contents, information, opinions or communication therewith.

This presentation may contain forward-looking statements and assumptions that are subject to various risks and uncertainties which may change over time and in many cases are outside the control of the company. Therefore, actual performance, outcomes and results may differ materially from those expressed in the statements. You are advised and cautioned not to place undue reliance on these statements, which are based on current view of management on future events.



Thank you

For enquiries, please contact:

Aditya Ciputra Sastrawinata, Head of Investor Relations
investor@ciputra.com

PT Ciputra Development Tbk

Ciputra World 1, DBS Bank Tower 39th Floor
Jl. Prof. Dr. Satrio Kav. 3-5, Jakarta 12940 – Indonesia
(6221) 2988 5858
www.ciputradevelopment.com